

## Mugello Racing Weekend

Boss Gp

Boss Gp Free Practice 1

### Classification

No	Driver	Nat	Team	Car	Cl.	Time	Lap	Total	Gap	Kph
1	1 Ingo GERSTL	AUT	Team Top Speed	F1 - STR1 2006	F1	<b>1:30.422</b>	10	11	-	<b>208.8</b>
2	10 Antonio PIZZONIA	BRA	HS Engineering	Dallara WS W8T12 2012	Open	<b>1:33.763</b>	9	10	+3.341	<b>201.4</b>
3	32 Simone COLOMBO	ITA	M.M. Motorsport SRL	Dallara GP2/11 2011	Formula	<b>1:35.373</b>	9	10	+4.951	<b>198.0</b>
4	27 Marco GHIOTTO	ITA	Scuderia Palladio SSD A RL	Dallara GP2/11 2011	Formula	<b>1:37.920</b>	6	10	+7.498	<b>192.8</b>
5	46 Alexander SEIBOLD	DEU	Seibold auto + sport	Dallara GP2/05 2005	Formula	<b>1:41.119</b>	9	11	+10.697	<b>186.7</b>
6	43 Martin KINDLER	SUI	Jenzer Motorsport	Dallara GP2/11 2011	Formula	<b>1:42.506</b>	10	10	+12.084	<b>184.2</b>
7	56 Marco MINELLI	ITA	AM SPORT SYSTEM	Dallara WS W8T12 2012	Formula	<b>1:43.358</b>	9	11	+12.936	<b>182.7</b>
8	81 Michael FISCHER	AUT	Red Rose Racing by LRT	Dallara GP2/11 2011	Formula	<b>1:43.590</b>	6	6	+13.168	<b>182.3</b>
9	66 Andreas FIEDLER	DEU	Fiedler Racing	Dallara GP2/08 2011	Formula	<b>1:43.865</b>	9	9	+13.443	<b>181.8</b>
10	11 Paul O'CONNELL	IRL	HS Engineering	Dallara WS W8T12 2012	Formula	<b>1:44.015</b>	5	9	+13.593	<b>181.5</b>
11	77 Vladimir NETUSIL	CZE	M.M. Motorsport SRL	Dallara GP2/11 2011	Formula	<b>1:44.170</b>	8	8	+13.748	<b>181.3</b>
12	93 Roland RUPPRECHTER	AUT		Dallara GP2/05 2005	Formula	<b>1:44.317</b>	9	9	+13.895	<b>181.0</b>
13	7 Ulf EHNINGER	DEU	ESBA-Racing	F1 - B197 1997	F1	<b>1:44.723</b>	8	9	+14.301	<b>180.3</b>
14	44 Giancarlo PEDETTI	ITA	Scuderia Palladio SSD A RL	Dallara GP2/11 2011	Formula	<b>1:45.090</b>	8	8	+14.668	<b>179.7</b>
15	777 Stephan GLASER	SUI	Jo Zeller Racing	Dallara WS V6 T08 2008	SuperLight	<b>1:46.913</b>	12	13	+16.491	<b>176.6</b>
16	16 Nicolas MATILE	MCO	ZIGZAG	Lola AutoGP 2005	Formula	<b>1:48.548</b>	7	7	+18.126	<b>174.0</b>
17	118 Henry CLAUSNITZER	DEU	WF Racing	Tatuus F. Renault V6 2003	SuperLight	<b>2:02.737</b>	5	5	+32.315	<b>153.8</b>
18	36 Walter COLACINO	ITA	Walter Colacino Racing	Lola F3000 T96 50 1998	SuperLight	<b>2:12.431</b>	4	7	+42.009	<b>142.6</b>
19	55 Erich ZECH	DEU	Team Top Speed	Dallara GP2/11 2011	Formula			1		
20	61 Jean-Christophe PEYRE	FRA	ZIGZAG	Lola AutoGP 2005	Formula			1		
21	74 Massimiliano CUCCARESE	ITA	M.M. Motorsport SRL	Dallara GP2/11 2011	Formula			1		
22	96 Simon JACKERMAIER	DEU	Team Top Speed	Dallara GP2/11 2011	Formula					
23	115 Andreas HASLER	AUT	Hasler Motorsport	Dallara WS T08 2009	SuperLight			1		
24	181 Stefan ELSINGER-SEWALD	AUT	Red Rose Racing	Ralt F3000 RT23 1991	SuperLight					

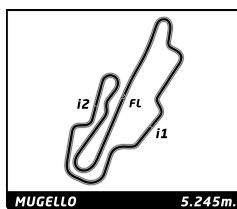
**Fastest Lap:** Lap 10 Ingo GERSTL **1:30.422** 208.8 Kph

Published at: .....

Track Status: **DRY**

**Race Director:**  
Antonio CANU

**Timekeeper:**  
Andrea RAPI



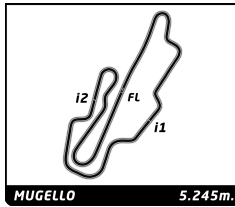
## Mugello Racing Weekend

Boss Gp

Boss Gp Free Practice 1

### Best Sector Times

Sector 1			Sector 2			Sector 3			Ideal Lap	Best Lap	
Pos	No Driver	Time	No Driver	Time	No Driver	Time	Pos	No Driver			
1	1 I.GERSTL	31.239	1 I.GERSTL	27.293	1 I.GERSTL	31.890	1	1 I.GERSTL	1:30.422	1:30.422	(1)
2	10 A.PIZZONIA	32.502	10 A.PIZZONIA	27.686	10 A.PIZZONIA	32.952	2	10 A.PIZZONIA	1:33.140	1:33.763	(2)
3	32 S.COLOMBO	33.138	32 S.COLOMBO	28.560	32 S.COLOMBO	33.269	3	32 S.COLOMBO	1:34.967	1:35.373	(3)
4	27 M.GHIOTTO	33.965	27 M.GHIOTTO	29.667	27 M.GHIOTTO	34.120	4	27 M.GHIOTTO	1:37.752	1:37.920	(4)
5	46 A.SEIBOLD	34.923	46 A.SEIBOLD	30.781	46 A.SEIBOLD	34.968	5	46 A.SEIBOLD	1:40.672	1:41.119	(5)
6	43 M.KINDLER	35.375	11 P.O'CONNELL	30.938	66 A.FIEDLER	35.733	6	43 M.KINDLER	1:42.506	1:42.506	(6)
7	66 A.FIEDLER	35.543	77 V.NETUSIL	30.981	81 M.FISCHER	35.769	7	66 A.FIEDLER	1:43.096	1:43.865	(9)
8	56 M.MINELLI	35.605	43 M.KINDLER	31.119	77 V.NETUSIL	35.804	8	11 P.O'CONNELL	1:43.247	1:44.015	(10)
9	11 P.O'CONNELL	35.789	93 R.RUPPRECHTER	31.568	43 M.KINDLER	36.012	9	81 M.FISCHER	1:43.281	1:43.590	(8)
10	81 M.FISCHER	35.913	56 M.MINELLI	31.584	56 M.MINELLI	36.169	10	56 M.MINELLI	1:43.358	1:43.358	(7)
11	7 U.EHNINGER	36.005	81 M.FISCHER	31.599	93 R.RUPPRECHTER	36.272	11	77 V.NETUSIL	1:43.525	1:44.170	(11)
12	44 G.PEDETTI	36.014	66 A.FIEDLER	31.820	7 U.EHNINGER	36.289	12	93 R.RUPPRECHTER	1:44.317	1:44.317	(12)
13	93 R.RUPPRECHTER	36.477	44 G.PEDETTI	32.000	11 P.O'CONNELL	36.520	13	7 U.EHNINGER	1:44.417	1:44.723	(13)
14	77 V.NETUSIL	36.740	7 U.EHNINGER	32.123	44 G.PEDETTI	36.924	14	44 G.PEDETTI	1:44.938	1:45.090	(14)
15	777 S.GLASER	36.764	777 S.GLASER	32.722	777 S.GLASER	37.146	15	777 S.GLASER	1:46.632	1:46.913	(15)
16	16 N.MATILE	37.745	16 N.MATILE	33.457	16 N.MATILE	37.346	16	16 N.MATILE	1:48.548	1:48.548	(16)
17	118 H.CLAUSNITZER	41.660	118 H.CLAUSNITZER	38.551	74 M.CUCCARESE	41.641	17	118 H.CLAUSNITZER	2:02.476	2:02.737	(17)
18	61 J.PEYRE	42.783	61 J.PEYRE	39.810	118 H.CLAUSNITZER	42.265	18	61 J.PEYRE	2:08.655		
19	36 W.COLACINO	44.393	36 W.COLACINO	41.334	36 W.COLACINO	45.302	19	36 W.COLACINO	2:11.029	2:12.431	(18)
20	115 A.HASLER	45.884	181 S.ELSINGER-SEWALD	42.079	61 J.PEYRE	46.062	20	74 M.CUCCARESE	2:12.551		
21	74 M.CUCCARESE	47.822	115 A.HASLER	42.841	115 A.HASLER	49.505	21	115 A.HASLER	2:18.230		



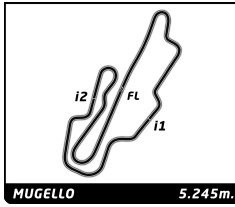
## Mugello Racing Weekend

Boss Gp

Boss Gp Free Practice 1

Best Top Speed

No Driver	Team	Class	Top 1		Top 2		Top 3		Top 4		Top 5		Avg
			Kph	Lap	Kph	Lap	Kph	Lap	Kph	Lap	Kph	Lap	
1 Ingo GERSTL	Team Top Spead	F1	<b>322.6</b>	9	321.7	10	318.8	8	317.0	3	305.4	7	317,1
7 Ulf EHNINGER	ESBA-Racing	F1	<b>294.6</b>	9	293.8	7	290.7	8	289.9	6	289.1	3	291,6
10 Antonio PIZZONIA	HS Engineering	Open	<b>291.5</b>	8	289.1	6	289.1	7	289.1	10	288.4	4	289,4
32 Simone COLOMBO	M.M. Motorsport SRL	Formula	<b>291.5</b>	10	288.4	9	285.4	7	285.4	6	284.6	8	287,1
77 Vladimir NETUSIL	M.M. Motorsport SRL	Formula	<b>289.1</b>	6	287.6	8	286.1	5	286.1	7	251.1	4	280,0
27 Marco GHIOTTO	Scuderia Palladio SSD A RL	Formula	<b>288.4</b>	10	286.1	8	286.1	7	285.4	6	281.7	3	285,5
66 Andreas FIEDLER	Fiedler Racing	Formula	<b>287.6</b>	7	286.9	4	286.9	5	286.9	6	286.9	8	287,0
44 Giancarlo PEDETTI	Scuderia Palladio SSD A RL	Formula	<b>284.6</b>	7	283.9	8	280.9	6	278.8	5	275.2	4	280,7
93 Roland RUPPRECHTER		Formula	<b>284.6</b>	7	283.1	9	281.7	6	280.2	5	279.5	8	281,8
43 Martin KINDLER	Jenzer Motorsport	Formula	<b>283.9</b>	10	283.9	6	283.1	7	279.5	5	278.8	8	281,8
46 Alexander SEIBOLD	Seibold auto + sport	Formula	<b>281.7</b>	9	278.1	11	278.1	10	277.3	7	276.6	8	278,4
11 Paul O'CONNELL	HS Engineering	Formula	<b>273.2</b>	7	269.8	6	269.1	5	266.5	4	265.8	8	268,9
56 Marco MINELLI	AM SPORT SYSTEM	Formula	<b>271.1</b>	8	270.4	10	269.8	9	269.1	7	267.1	6	269,5
16 Nicolas MATILE	ZIGZAG	Formula	<b>266.5</b>	7	265.8	6	263.9	5	262.6	4	257.6	2	263,3
777 Stephan GLASER	Jo Zeller Racing	SuperLights	<b>265.8</b>	12	265.8	10	265.2	13	263.9	11	262.6	9	264,7
81 Michael FISCHER	Red Rose Racing by LRT	Formula	<b>262.0</b>	5	262.0	6	246.0	4	189.7	2	133.2	3	218,6
118 Henry CLAUSNITZER	WF Racing	SuperLights	<b>237.4</b>	5	235.3	4	225.1	2	113.8	3	90.3	1	180,4
36 Walter COLACINO	Walter Colacino Racing	SuperLights	<b>235.8</b>	5	233.3	4	233.3	6	232.3	3	229.9	2	232,9
74 Massimiliano CUCCARESE	M.M. Motorsport SRL	Formula	<b>137.8</b>	1									137,8
115 Andreas HASLER	Hasler Motorsport	SuperLights	<b>118.9</b>	1									118,9
55 Erich ZECH	Team Top Spead	Formula	<b>117.9</b>	1									117,9
61 Jean-Christophe PEYRE	ZIGZAG	Formula	<b>89.1</b>	1									89,1
96 Simon JACKERMAIER	Team Top Spead	Formula											
181 Stefan ELSINGER-SEWALD	Red Rose Racing	SuperLights											



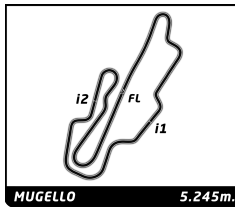
## Mugello Racing Weekend

Boss Gp

Boss Gp Free Practice 1

### Fastest Lap Sequence

Elapsed	No	Driver	Team	Car	Class	Time	Kph	Lap
4:08.709	27	Marco GHIOTTO	Scuderia Palladio SSD A RL	Dallara GP2/11 2011	Formula	<b>1:43.592</b>	182.3	2
5:00.667	1	Ingo GERSTL	Team Top Speed	F1 - STR1 2006	F1	<b>1:40.819</b>	187.3	2
18:52.534	32	Simone COLOMBO	M.M. Motorsport SRL	Dallara GP2/11 2011	Formula	<b>1:37.725</b>	193.2	5
20:30.039	32	Simone COLOMBO	M.M. Motorsport SRL	Dallara GP2/11 2011	Formula	<b>1:37.505</b>	193.7	6
22:05.900	32	Simone COLOMBO	M.M. Motorsport SRL	Dallara GP2/11 2011	Formula	<b>1:35.861</b>	197.0	7
24:01.808	1	Ingo GERSTL	Team Top Speed	F1 - STR1 2006	F1	<b>1:35.030</b>	198.7	8
25:32.861	1	Ingo GERSTL	Team Top Speed	F1 - STR1 2006	F1	<b>1:31.053</b>	207.4	9
27:03.283	1	Ingo GERSTL	Team Top Speed	F1 - STR1 2006	F1	<b>1:30.422</b>	208.8	10



# Mugello Racing Weekend

## Boss Gp

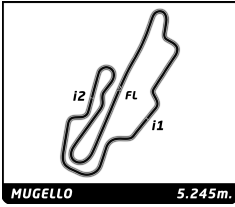
### Boss Gp Free Practice 1

## Sector Analysis

— Invalidated Lap    ■ Personal Best    ■ Session Best    B Crossing the pit lane

Lap	Time	Sector 1	Sector 2	Sector 3	T.Sp	Elapsed	Lap	Time	Sector 1	Sector 2	Sector 3	T.Sp	Elapsed
<b>1</b> Ingo GERSTL AUT Team Top Speed F1 - STR1 2006							4	2:03.235	42.866	38.976	41.393	262.6	19:58.857
1	3:19.848	1:57.518	38.779	43.551	162.0	3:19.848	5	1:57.049	40.677	37.150	39.222	263.9	21:55.906
2	1:40.819	37.382	30.196	33.241	298.7	5:00.667	6	1:50.317	38.419	34.075	37.823	265.8	23:46.223
3	1:32.574 B	34.398			317.0	6:33.241	7	1:48.548	37.745	33.457	37.346	266.5	25:34.771
4	8:54.552 B					15:27.793	<b>27</b> Marco GHIOTTO ITA Scuderia Palladio SSD A RL Dallara GP2/11 2011						
5	3:19.491 B	53.922			154.4	18:47.284	1	2:25.117	1:10.954	36.319	37.844	153.8	2:25.117
6	1:59.941	49.768	34.280	35.893	138.7	20:47.225	2	1:43.592	37.695	31.383	34.514	278.1	4:08.709
7	1:39.553	35.434	30.462	33.657	305.4	22:26.778	3	10:48.670 B	35.604	33.034	9:40.032	281.7	14:57.379
8	1:35.030	31.622	30.963	32.445	318.8	24:01.808	4	2:13.648	1:03.648	34.180	35.820	184.0	17:11.027
9	1:31.053	31.502	27.329	32.222	322.6	25:32.861	5	1:43.001	34.868	31.839	36.294	280.2	18:54.028
10	1:30.422	31.239	27.293	31.890	321.7	27:03.283	6	1:37.920	33.965	29.667	34.288	285.4	20:31.948
11	2:22.479 B	40.259	32.948	1:09.272	242.1	29:25.762	7	1:39.103	33.983	30.430	34.690	286.1	22:11.051
<b>7</b> Ulf EHNINGER DEU ESBA-Racing F1 - B197 1997							8	3:57.661 B	34.168	30.728	2:52.765	286.1	26:08.712
1	2:38.438	1:13.647	42.390	42.401	121.3	2:38.438	9	1:58.628	49.392	34.640	34.596	158.5	28:07.340
2	1:57.221	41.767	37.050	38.404	248.8	4:35.659	10	1:38.857	34.181	30.556	34.120	288.4	29:46.197
3	1:42.314 B	39.090			289.1	6:17.973	<b>32</b> Simone COLOMBO ITA M.M. Motorsport SRL Dallara GP2/11 2011						
4	9:17.877 B					15:35.850	1	2:43.269	1:21.562	41.937	39.770	114.8	2:43.269
5	2:13.065	56.894	37.527	38.644	121.7	17:48.915	2	1:44.650	37.236	32.266	35.148	282.4	4:27.919
6	1:49.226	38.365	33.902	36.959	289.9	19:38.141	3	10:46.324 B	34.243	34.480	9:37.601	283.9	15:14.243
7	1:47.582	37.974	32.957	36.651	293.8	21:25.723	4	2:00.566	48.798	34.206	37.562	187.8	17:14.809
8	1:44.723	36.311	32.123	36.289	290.7	23:10.446	5	1:37.725	33.912	29.115	34.698	284.6	18:52.534
9	1:46.670	36.007	34.077	36.586	294.6	24:57.116	6	1:37.505	33.273	28.560	35.672	285.4	20:30.039
<b>10</b> Antonio PIZZONIA BRA HS Engineering Dallara WS W8T12 2012							7	1:35.861	33.138	28.643	34.080	285.4	22:05.900
1	4:20.895	3:04.287	36.481	40.127	86.6	4:20.895	8	1:55.590	36.338	39.859	39.393	284.6	24:01.490
2	11:05.819 B	37.964	32.465	9:55.390	257.0	15:26.714	9	1:35.373	33.501	28.603	33.269	288.4	25:36.863
3	1:59.729	50.022	34.592	35.115	151.4	17:26.443	10	1:50.451	38.548	35.879	36.024	291.5	27:27.314
4	1:45.480	37.847	33.308	34.325	288.4	19:11.923	<b>36</b> Walter COLACINO ITA Walter Colacino Racing Lola F3000 T96 50 1998						
5	1:41.128	33.554	31.802	35.772	288.4	20:53.051	1	18:20.255	...	48.143	49.448	112.5	18:20.255
6	1:43.084	32.867	31.567	38.650	289.1	22:36.135	2	2:16.289	46.878	42.965	46.446	229.9	20:36.544
7	1:35.148	32.820	28.314	34.014	289.1	24:11.283	3	2:17.057	46.317	41.334	49.406	232.3	22:53.601
8	1:58.266	37.406	39.921	40.939	291.5	26:09.549	4	2:12.431	45.657	41.472	45.302	233.3	25:06.032
9	1:33.763	33.125	27.686	32.952	286.9	27:43.312	5	2:13.389	44.393	41.336	47.660	235.8	27:19.421
10	1:55.090	40.116	37.847	37.127	289.1	29:38.402	6	2:21.128	46.336	47.381	47.411	233.3	29:40.549
<b>11</b> Paul O'CONNELL IRL HS Engineering Dallara WS W8T12 2012							7	3:21.160 B	57.693	52.049	1:31.418	187.4	33:01.709
1	4:32.197	3:16.621	36.020	39.556	135.6	4:32.197	<b>43</b> Martin KINDLER SUI Jenzer Motorsport Dallara GP2/11 2011						
2	10:46.796 B	39.012	41.572	9:26.212	264.5	15:18.993	1	3:15.456	1:47.786	43.607	44.063	116.2	3:15.456
3	2:05.417	51.616	35.117	38.684	155.3	17:24.410	2	1:59.756	41.560	37.859	40.337	274.5	5:15.212
4	1:51.431	40.048	33.905	37.478	266.5	19:15.841	3	11:25.441 B	45.401			191.1	16:40.653
5	1:44.015	36.557	30.938	36.520	269.1	20:59.856	4	2:17.865	54.567	40.648	42.650	145.9	18:58.518
6	1:46.922	36.291	31.578	39.053	269.8	22:46.778	5	1:55.594	40.159	36.162	39.273	279.5	20:54.112
7	1:44.697	36.294	31.834	36.569	273.2	24:31.475	6	1:50.480	37.788	34.292	38.400	283.9	22:44.592
8	1:45.571	35.789	31.965	37.817	265.8	26:17.046	7	1:47.409	36.529	32.868	38.012	283.1	24:32.001
9	1:55.327	40.068	36.810	38.449	260.7	28:12.373	8	1:45.531	36.640	32.371	36.520	278.8	26:17.532
<b>16</b> Nicolas MATILE MCO ZIGZAG Lola AutoGP 2005							9	1:44.536	36.902	31.445	36.189	248.8	28:02.068
1	3:22.647	1:48.251	47.061	47.335	97.8	3:22.647	10	1:42.506	35.375	31.119	36.012	283.9	29:44.574
2	12:06.298 B	42.797	39.252	...	257.6	15:28.945	<b>44</b> Giancarlo PEDETTI ITA Scuderia Palladio SSD A RL Dallara GP2/11 2011						
3	2:26.677	56.848	44.452	45.377	131.8	17:55.622	1	3:23.898	2:01.476	38.628	43.794	171.8	3:23.898





## Mugello Racing Weekend

Boss Gp

Boss Gp Free Practice 1

### Sector Analysis

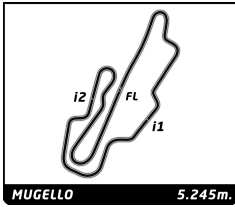
— Invalidated Lap

■ Personal Best


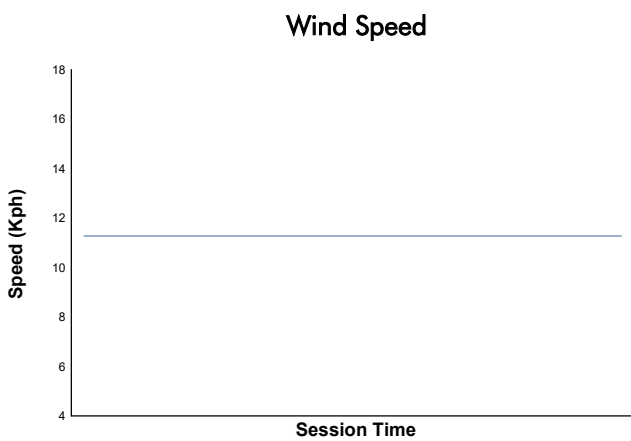
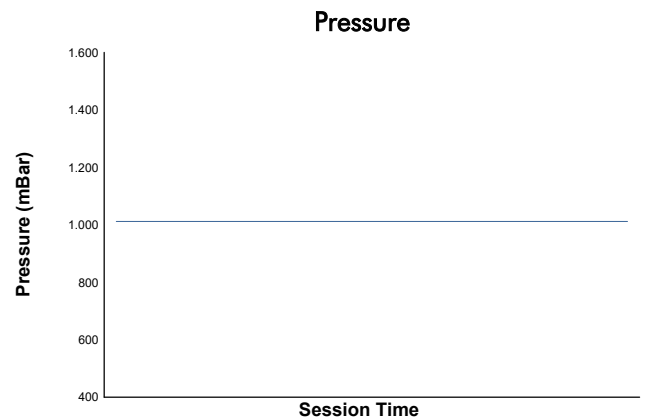
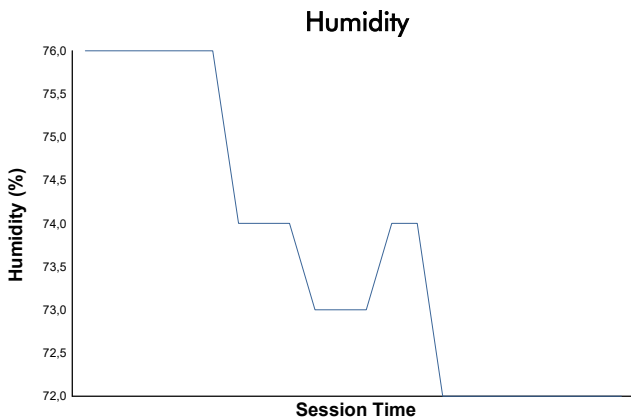
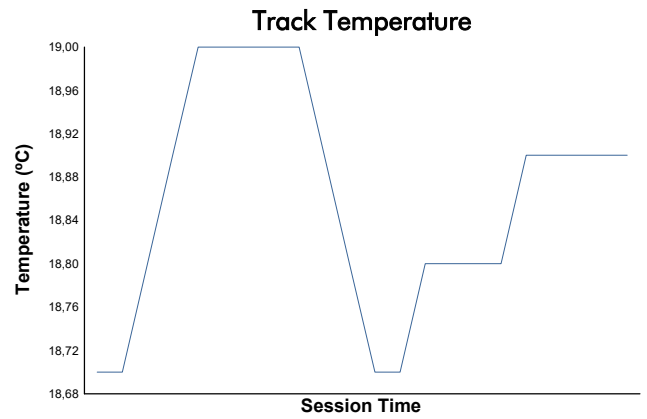
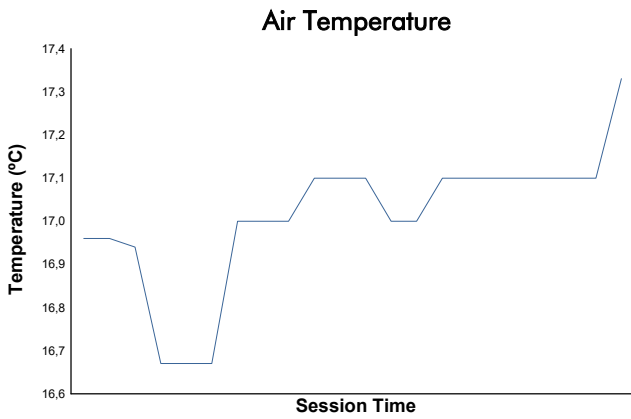
■ Session Best

ⓑ Crossing the pit lane

Lap	Time	Sector 1	Sector 2	Sector 3	T.Spd	Elapsed	Lap	Time	Sector 1	Sector 2	Sector 3	T.Spd	Elapsed
6	2:11.987	54.440	36.755	40.792	158.3	17:22.775							
7	1:55.362	39.088	35.547	40.727	255.8	19:18.137							
8	1:49.959	37.783	34.260	37.916	257.6	21:08.096							
9	1:47.645	37.491	32.804	37.350	262.6	22:55.741							
10	1:49.107	38.761	33.200	<b>37.146</b>	265.8	24:44.848							
11	1:50.952	37.477	34.829	38.646	263.9	26:35.800							
12	<b>1:46.913</b>	<b>36.764</b>	<b>32.722</b>	37.427	265.8	28:22.713							
13	1:49.811	38.611	33.863	37.337	265.2	30:12.524							



**Boss Gp**  
 Mugello Racing Weekend  
 Boss Gp Free Practice 1  
 Weather Report



Track Status: **DRY**