



BOSS GP
Mugello Racing Weekend
Race 1 (20 Minutes)

Doc. n. **539/1**
Log.

Final Classification

| No | Driver | Nat | Team | Car | Cl. | Laps | Total Time | Gap | Kph | Best Lap | | |
|----|---------------------------|-----|------------------------------------|---------------------------|----------|------|------------------|-----------|-------|----------|-----------------|-------|
| | | | | | | | | | | Lap | Time | Kph |
| 1 | 32 Simone COLOMBO | ITA | M.M. Motorsport SRL | Dallara GP2/11 2011 | FORMUL | 11 | 20:40.954 | - | 167.4 | 3 | 1:35.594 | 197.5 |
| 2 | 74 Massimiliano CUCCARESE | ITA | M.M. Motorsport SRL | Dallara GP2/11 2011 | FORMUL | 11 | 20:42.397 | +1.443 | 167.2 | 3 | 1:36.706 | 195.3 |
| 3 | 1 Ingo GERSTL | AUT | Team Top Speed | F1 - STR1 2006 | F1 | 11 | 20:44.023 | +3.069 | 167.0 | 3 | 1:33.026 | 203.0 |
| 4 | 27 Marco GHOTTO | ITA | Scuderia Palladio SSD A RL | Dallara GP2/11 2011 | FORMUL | 11 | 20:44.596 | +3.642 | 166.9 | 9 | 1:37.753 | 193.2 |
| 5 | 77 Vladimir NETUSIL | CZE | M.M. Motorsport SRL | Dallara GP2/11 2011 | FORMUL | 11 | 20:50.240 | +9.286 | 166.1 | 9 | 1:37.805 | 193.1 |
| 6 | 81 Michael FISCHER | AUT | Red Rose Racing by LRT | Dallara GP2/05 2005 | FORMUL | 11 | 20:56.778 | +15.824 | 165.3 | 10 | 1:39.570 | 189.6 |
| 7 | 46 Alexander SEIBOLD | DEU | Seibold auto + sport | Dallara GP2/05 2005 | FORMUL | 11 | 21:01.634 | +20.680 | 164.6 | 9 | 1:41.641 | 185.8 |
| 8 | 11 Paul O'CONNELL | IRL | HS Engineering | Dallara WS WBT12 2012 | FORMUL | 11 | 21:02.189 | +21.235 | 164.6 | 9 | 1:40.487 | 187.9 |
| 9 | 43 Martin KINDLER | SUI | Jenzer Motorsport | Dallara GP2/11 2011 | FORMUL | 11 | 21:02.460 | +21.506 | 164.5 | 10 | 1:41.793 | 185.5 |
| 10 | 93 Roland RUPPRECHTER | AUT | R&B Research and Wealth Management | Dallara GP2/05 2005 | FORMUL | 11 | 21:11.381 | +30.427 | 163.4 | 11 | 1:44.552 | 180.6 |
| 11 | 16 Nicolas MATILE | MCO | ZIGZAG | Lola AutoGP 2005 | FORMUL | 11 | 21:12.496 | +31.542 | 163.2 | 11 | 1:44.947 | 179.9 |
| 12 | 61 Jean-Christophe PEYRE | FRA | ZIGZAG | Lola AutoGP 2005 | FORMUL | 11 | 21:19.605 | +38.651 | 162.3 | 10 | 1:46.097 | 178.0 |
| 13 | 777 Stephan GLASER | SUI | Jo Zeller Racing | Dallara WS V6 T08 2008 | SUPERLIC | 11 | 21:20.701 | +39.747 | 162.2 | 10 | 1:45.890 | 178.3 |
| 14 | 44 Giancarlo PEDETTI | ITA | Scuderia Palladio SSD A RL | Dallara GP2/11 2011 | FORMUL | 11 | 22:08.509 | +1:27.555 | 156.3 | 11 | 1:45.374 | 179.2 |
| 15 | 18 Henry CLAUSNITZER | DEU | WF Racing | Tatuus F. Renault V6 2003 | SUPERLIC | 10 | 21:07.953 | 1 Lap | 148.9 | 8 | 1:57.561 | 160.6 |
| 16 | 115 Andreas HASLER | AUT | Hasler Motorsport | Dallara WS T08 2009 | SUPERLIC | 10 | 22:04.574 | 1 Lap | 142.6 | 10 | 2:01.661 | 155.2 |
| 17 | 7 Ulf EHNINGER | DEU | ESBA-Racing | F1 - B197 1997 | F1 | 9 | 17:40.463 | 2 Laps | 160.2 | 3 | 1:44.126 | 181.3 |
| 18 | 36 Walter COLACINO | ITA | Waller Colacino Racing | Lola F3000 T96 50 1998 | SUPERLIC | 9 | 21:07.348 | 2 Laps | 134.1 | 3 | 2:03.210 | 153.3 |
| 19 | 10 Antonio PIZZONIA | BRA | HS Engineering | Dallara WS WBT12 2012 | OPEN | 7 | 13:44.029 | 4 Laps | 160.4 | 3 | 1:33.603 | 201.7 |
| 20 | 66 Andreas FIEDLER | DEU | Fiedler Racing | Dallara GP2/08 2011 | FORMUL | 5 | 12:22.905 | 6 Laps | 127.1 | 4 | 1:42.735 | 183.8 |
| 21 | 56 Marco MINELLI | ITA | AM SPORT SYSTEM | Dallara WS WBT12 2012 | FORMUL | 1 | 3:02.881 | 10 Laps | 103.2 | | | |
| 22 | 55 Erich ZECH | DEU | Team Top Speed | Dallara GP2/11 2011 | FORMUL | 1 | 7:50.717 | 10 Laps | 40.1 | | | |

Not classified

96 Simon JACKERMAIER DEU Team Top Speed Dallara GP2/11 2011 FORMUL

| | | | |
|-----------------------|------------------|-----------------|-----------|
| Pole Position: | Ingo GERSTL | 1:26.650 | 217.9 Kph |
| Fastest Lap: | Lap3 Ingo GERSTL | 1:33.026 | 203.0 Kph |

CAR N 81 TIME PENALTY 5 SECONDS FOR OVERTAKING UNDER SAFETY CAR PROCEDURE

Published at: **17.53**

Track Status: **DRY**

| | | | |
|---|----------------------------------|-----------------------------------|-----------------------------------|
| Stewards: Maria Grazia ARBERI CSAI 26127 | Gianluca NATALONI CSAI 338031 | Antonio MARMILLATA CSAI 371681 | Timekeeper: Andrea RAPI |
|---|----------------------------------|-----------------------------------|-----------------------------------|



BOSS GP
Mugello Racing Weekend
Race 1 (20 Minutes)

Doc. n. **539/2**
Log.

Final Classification by Class

| No | Driver | Nat | Team | Car | Laps | Total Time | Gap | Kph | Best Lap | | |
|-----------------------|---------------------------|-----|------------------------------------|---------------------------|------|------------------|-----------|---------|----------|-----------------|-------|
| | | | | | | | | | Lap | Time | Kph |
| F1 | | | | | | | | | | | |
| 1 | Ingo GERSTL | AUT | Team Top Speed | F1 - STR1 2006 | 11 | 20:44.023 | | 167.0 | 3 | 1:33.026 | 203.0 |
| 2 | Ulf EHNINGER | DEU | ESBA-Racing | F1 - B197 1997 | 9 | 17:40.463 | 2 Laps | 160.2 | 3 | 1:44.126 | 181.3 |
| OPEN | | | | | | | | | | | |
| 1 | Antonio PIZZONIA | BRA | HS Engineering | Dallara WS W8T12 2012 | 7 | 13:44.029 | | 160.4 | 3 | 1:33.603 | 201.7 |
| FORMULA | | | | | | | | | | | |
| 1 | 32 Simone COLOMBO | ITA | M.M. Motorsport SRL | Dallara GP2/11 2011 | 11 | 20:40.954 | | 167.4 | 3 | 1:35.594 | 197.5 |
| 2 | 74 Massimiliano CUCCARESE | ITA | M.M. Motorsport SRL | Dallara GP2/11 2011 | 11 | 20:42.397 | +1.443 | 167.2 | 3 | 1:36.706 | 195.3 |
| 3 | 27 Marco GHIOTTO | ITA | Scuderia Palladio SSD A RL | Dallara GP2/11 2011 | 11 | 20:44.596 | +3.642 | 166.9 | 9 | 1:37.753 | 193.2 |
| 4 | 77 Vladimir NETUSIL | CZE | M.M. Motorsport SRL | Dallara GP2/11 2011 | 11 | 20:50.240 | +9.286 | 166.1 | 9 | 1:37.805 | 193.1 |
| 5 | 81 Michael FISCHER | AUT | Red Rose Racing by LRT | Dallara GP2/05 2005 | 11 | 20:56.778 | +15.824 | 165.3 | 10 | 1:39.570 | 189.6 |
| 6 | 46 Alexander SEIBOLD | DEU | Seibold auto + sport | Dallara GP2/05 2005 | 11 | 21:01.634 | +20.680 | 164.6 | 9 | 1:41.641 | 185.8 |
| 7 | 11 Paul O'CONNELL | IRL | HS Engineering | Dallara WS W8T12 2012 | 11 | 21:02.189 | +21.235 | 164.6 | 9 | 1:40.487 | 187.9 |
| 8 | 43 Martin KINDLER | SUI | Jenzer Motorsport | Dallara GP2/11 2011 | 11 | 21:02.460 | +21.506 | 164.5 | 10 | 1:41.793 | 185.5 |
| 9 | 93 Roland RUPPRECHTER | AUT | R&B Research and Wealth Management | Dallara GP2/05 2005 | 11 | 21:11.381 | +30.427 | 163.4 | 11 | 1:44.552 | 180.6 |
| 10 | 16 Nicolas MATILE | MCO | ZIGZAG | Lola AutoGP 2005 | 11 | 21:12.496 | +31.542 | 163.2 | 11 | 1:44.947 | 179.9 |
| 11 | 61 Jean-Christophe PEYRE | FRA | ZIGZAG | Lola AutoGP 2005 | 11 | 21:19.605 | +38.651 | 162.3 | 10 | 1:46.097 | 178.0 |
| 12 | 44 Giancarlo PEDETTI | ITA | Scuderia Palladio SSD A RL | Dallara GP2/11 2011 | 11 | 22:08.509 | +1'27.555 | 156.3 | 11 | 1:45.374 | 179.2 |
| 13 | 66 Andreas FIEDLER | DEU | Fiedler Racing | Dallara GP2/08 2011 | 5 | 12:22.905 | 6 Laps | 127.1 | 4 | 1:42.735 | 183.8 |
| 14 | 56 Marco MINELLI | ITA | AM SPORT SYSTEM | Dallara WS W8T12 2012 | 1 | 3:02.881 | 10 Laps | 103.2 | | | |
| 15 | 55 Erich ZECH | DEU | Team Top Speed | Dallara GP2/11 2011 | 1 | 7:50.717 | 10 Laps | 40.1 | | | |
| Not classified | | | | | | | | | | | |
| 96 | Simon JACKERMAIER | DEU | Team Top Speed | Dallara GP2/11 2011 | | | | 11 Laps | | | |
| SUPERLIGHTS | | | | | | | | | | | |
| 1 | 777 Stephan GLASER | SUI | Jo Zeller Racing | Dallara WS V6 T08 2008 | 11 | 21:20.701 | | 162.2 | 10 | 1:45.890 | 178.3 |
| 2 | 118 Henry CLAUSNITZER | DEU | WF Racing | Talbot F. Renault V6 2003 | 10 | 21:07.953 | 1 Lap | 148.9 | 8 | 1:57.561 | 160.6 |
| 3 | 115 Andreas HASLER | AUT | Hasler Motorsport | Dallara WS T08 2009 | 10 | 22:04.574 | 1 Lap | 142.6 | 10 | 2:01.661 | 155.2 |
| 4 | 36 Walter COLACINO | ITA | Walter Colacino Racing | Lola F3000 T96 50 1998 | 9 | 21:07.348 | 2 Laps | 134.1 | 3 | 2:03.210 | 153.3 |

CAR N 81 TIME PENALTY 5 SECONDS FOR OVERTAKING UNDER SAFETY CAR PROCEDURE

Track Status: **DRY**

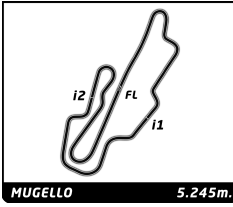
Published at:

Stewards:
Maria Grazia ARBERI
CSAI 26127

Gianluca NATALONI
CSAI 338031

Antonio MARMILLATA
CSAI 371681

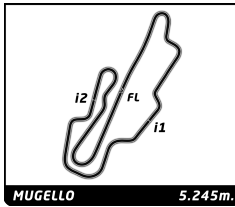
Timekeeper:
Andrea RAPI



BOSS GP
Mugello Racing Weekend
Race 1

Lap Chart

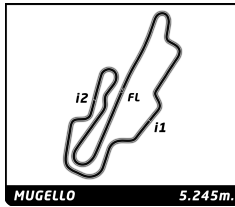
| No | Pos | Grid | Lap | | | | | | | | | | | |
|-----|-----------|------|-----|-----|-----|-----|-----|-----|-----|-----|-----|-----|-----|-----|
| | | | 1 | 2 | 3 | 4 | 5 | 6 | 7 | 8 | 9 | 10 | 11 | |
| 1 | 1 | 1 | 1 | 1 | 1 | 1 | 1 | 1 | 1 | 1 | 1 | 1 | 1 | 32 |
| 10 | 2 | 10 | 10 | 10 | 10 | 10 | 10 | 10 | 10 | 10 | 32 | 32 | 32 | 74 |
| 32 | 3 | 32 | 32 | 32 | 32 | 32 | 32 | 32 | 32 | 32 | 74 | 74 | 74 | 1 |
| 74 | 4 | 74 | 74 | 74 | 74 | 74 | 74 | 74 | 74 | 77 | 77 | 77 | 77 | 27 |
| 27 | 5 | 27 | 27 | 27 | 27 | 27 | 77 | 77 | 77 | 77 | 27 | 27 | 27 | 77 |
| 77 | 6 | 77 | 77 | 77 | 77 | 77 | 27 | 27 | 27 | 81 | 81 | 81 | 81 | 81 |
| 43 | 7 | 43 | 46 | 46 | 46 | 46 | 46 | 46 | 46 | 46 | 46 | 46 | 46 | 46 |
| 46 | 8 | 46 | 81 | 81 | 81 | 81 | 81 | 81 | 11 | 11 | 11 | 11 | 11 | 11 |
| 56 | 9 | 56 | 81 | 43 | 43 | 43 | 11 | 11 | 11 | 43 | 43 | 43 | 43 | 43 |
| 81 | 10 | 81 | 56 | 11 | 11 | 11 | 43 | 43 | 43 | 7 | 7 | 93 | 93 | 93 |
| 11 | 11 | 11 | 11 | 66 | 66 | 66 | 7 | 7 | 7 | 93 | 93 | 16 | 16 | 16 |
| 66 | 12 | 66 | 7 | 7 | 7 | 93 | 93 | 93 | 16 | 16 | 61 | 61 | 61 | 61 |
| 7 | 13 | 7 | 93 | 93 | 93 | 16 | 16 | 16 | 777 | 61 | 777 | 777 | 777 | 777 |
| 93 | 14 | 93 | 93 | 16 | 16 | 16 | 777 | 777 | 777 | 61 | 777 | 44 | 44 | 44 |
| 16 | 15 | 16 | 16 | 777 | 777 | 777 | 61 | 61 | 61 | 44 | 44 | 118 | 118 | 118 |
| 777 | 16 | 777 | 777 | 61 | 61 | 61 | 44 | 44 | 44 | 118 | 118 | 115 | 115 | 115 |
| 61 | 17 | 61 | 61 | 44 | 44 | 44 | 118 | 118 | 118 | 115 | 115 | 115 | 115 | 115 |
| 115 | 18 | 115 | 115 | 118 | 118 | 118 | 115 | 115 | 115 | 36 | 36 | 36 | 36 | 36 |
| 118 | 19 | 118 | 118 | 115 | 115 | 115 | 36 | 36 | 36 | 36 | 36 | 36 | 36 | 36 |
| 36 | 20 | 36 | 36 | 36 | 36 | 36 | 66 | 66 | 66 | 66 | 66 | 66 | 66 | 66 |
| 55 | 21 | 55 | 44 | 44 | 44 | 44 | 44 | 44 | 44 | 44 | 44 | 44 | 44 | 44 |
| 44 | 22 | 44 | 55 | 55 | 55 | 55 | 55 | 55 | 55 | 55 | 55 | 55 | 55 | 55 |
| 96 | 23 | 96 | 96 | 96 | 96 | 96 | 96 | 96 | 96 | 96 | 96 | 96 | 96 | 96 |



BOSS GP Mugello Racing Weekend Race 1

Best Sector Times

| Sector 1 | | | Sector 2 | | | Sector 3 | | | Ideal Lap | Best Lap | | | | | |
|----------|-----|---------------|----------|-----|---------------|----------|-----|---------------|-----------|----------|-----|---------------|----------|----------|------|
| Pos | No | Driver | Time | No | Driver | Time | No | Driver | | | | Time | | | |
| 1 | 1 | I.GERSTL | 31.891 | 1 | I.GERSTL | 28.067 | 1 | I.GERSTL | 32.526 | 1 | 1 | I.GERSTL | 1:32.484 | 1:33.026 | (1) |
| 2 | 10 | A.PIZZONIA | 32.711 | 10 | A.PIZZONIA | 28.086 | 10 | A.PIZZONIA | 32.731 | 2 | 10 | A.PIZZONIA | 1:33.528 | 1:33.603 | (2) |
| 3 | 32 | S.COLOMBO | 33.343 | 32 | S.COLOMBO | 28.764 | 32 | S.COLOMBO | 33.334 | 3 | 32 | S.COLOMBO | 1:35.441 | 1:35.594 | (3) |
| 4 | 74 | M.CUCCARESE | 33.827 | 74 | M.CUCCARESE | 29.351 | 74 | M.CUCCARESE | 33.445 | 4 | 74 | M.CUCCARESE | 1:36.623 | 1:36.706 | (4) |
| 5 | 27 | M.GHIOTTO | 33.839 | 77 | V.NETUSIL | 29.743 | 77 | V.NETUSIL | 33.911 | 5 | 77 | V.NETUSIL | 1:37.501 | 1:37.805 | (6) |
| 6 | 77 | V.NETUSIL | 33.847 | 27 | M.GHIOTTO | 29.868 | 27 | M.GHIOTTO | 33.917 | 6 | 27 | M.GHIOTTO | 1:37.624 | 1:37.753 | (5) |
| 7 | 81 | M.FISCHER | 34.596 | 81 | M.FISCHER | 30.042 | 81 | M.FISCHER | 34.772 | 7 | 81 | M.FISCHER | 1:39.410 | 1:39.570 | (7) |
| 8 | 11 | P.O'CONNELL | 34.837 | 11 | P.O'CONNELL | 30.453 | 46 | A.SEIBOLD | 34.906 | 8 | 11 | P.O'CONNELL | 1:40.487 | 1:40.487 | (8) |
| 9 | 43 | M.KINDLER | 35.216 | 43 | M.KINDLER | 30.784 | 11 | P.O'CONNELL | 35.197 | 9 | 46 | A.SEIBOLD | 1:41.436 | 1:41.641 | (9) |
| 10 | 46 | A.SEIBOLD | 35.376 | 46 | A.SEIBOLD | 31.154 | 43 | M.KINDLER | 35.474 | 10 | 43 | M.KINDLER | 1:41.474 | 1:41.793 | (10) |
| 11 | 66 | A.FIEDLER | 35.884 | 66 | A.FIEDLER | 31.277 | 66 | A.FIEDLER | 35.574 | 11 | 66 | A.FIEDLER | 1:42.735 | 1:42.735 | (11) |
| 12 | 16 | N.MATILE | 36.022 | 7 | U.EHNINGER | 31.779 | 93 | R.RUPPRECHTER | 35.951 | 12 | 7 | U.EHNINGER | 1:44.042 | 1:44.126 | (12) |
| 13 | 7 | U.EHNINGER | 36.071 | 93 | R.RUPPRECHTER | 31.822 | 7 | U.EHNINGER | 36.192 | 13 | 93 | R.RUPPRECHTER | 1:44.102 | 1:44.552 | (13) |
| 14 | 61 | J.PEYRE | 36.316 | 16 | N.MATILE | 31.978 | 16 | N.MATILE | 36.278 | 14 | 16 | N.MATILE | 1:44.278 | 1:44.947 | (14) |
| 15 | 93 | R.RUPPRECHTER | 36.329 | 44 | G.PEDETTI | 32.100 | 44 | G.PEDETTI | 36.344 | 15 | 777 | S.GLASER | 1:45.348 | 1:45.890 | (16) |
| 16 | 777 | S.GLASER | 36.330 | 777 | S.GLASER | 32.192 | 61 | J.PEYRE | 36.793 | 16 | 44 | G.PEDETTI | 1:45.374 | 1:45.374 | (15) |
| 17 | 44 | G.PEDETTI | 36.930 | 61 | J.PEYRE | 32.640 | 777 | S.GLASER | 36.826 | 17 | 61 | J.PEYRE | 1:45.749 | 1:46.097 | (17) |
| 18 | 118 | H.CLAUSNITZER | 39.578 | 118 | H.CLAUSNITZER | 36.137 | 118 | H.CLAUSNITZER | 40.777 | 18 | 118 | H.CLAUSNITZER | 1:56.492 | 1:57.561 | (18) |
| 19 | 36 | W.COLACINO | 41.859 | 115 | A.HASLER | 36.904 | 115 | A.HASLER | 42.008 | 19 | 115 | A.HASLER | 2:01.200 | 2:01.661 | (19) |
| 20 | 115 | A.HASLER | 42.288 | 36 | W.COLACINO | 37.635 | 36 | W.COLACINO | 43.512 | 20 | 36 | W.COLACINO | 2:03.006 | 2:03.210 | (20) |



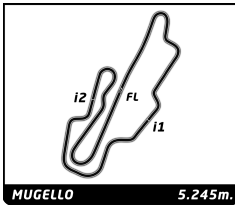
BOSS GP

Mugello Racing Weekend

Race 1

Best Top Speed

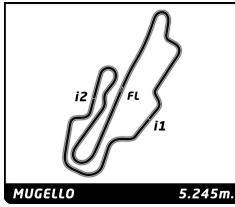
| No Driver | Team | Class | Top 1 | | Top 2 | | Top 3 | | Top 4 | | Top 5 | | Avg |
|---------------------------|------------------------------------|-------------|--------------|-----|-------|-----|-------|-----|-------|-----|-------|-----|-------|
| | | | Kph | Lap | Kph | Lap | Kph | Lap | Kph | Lap | Kph | Lap | |
| 1 Ingo GERSTL | Team Top Speed | F1 | 315.1 | 5 | 314.2 | 2 | 313.3 | 3 | 308.0 | 4 | 300.3 | 10 | 310,2 |
| 10 Antonio PIZZONIA | HS Engineering | OPEN | 300.3 | 5 | 297.9 | 3 | 297.9 | 4 | 293.0 | 2 | 203.6 | 6 | 278,5 |
| 7 Ulf EHNINGER | ESBA-Racing | F1 | 293.0 | 5 | 292.3 | 4 | 291.5 | 3 | 291.5 | 7 | 290.7 | 6 | 291,8 |
| 74 Massimiliano CUCCARESE | M.M. Motorsport SRL | FORMULA | 291.5 | 5 | 291.5 | 3 | 290.7 | 9 | 290.7 | 4 | 289.9 | 10 | 290,9 |
| 27 Marco GHIOTTO | Scuderia Palladio SSD A RL | FORMULA | 290.7 | 11 | 290.7 | 10 | 289.9 | 9 | 286.9 | 5 | 286.9 | 3 | 289,0 |
| 77 Vladimir NETUSIL | M.M. Motorsport SRL | FORMULA | 290.7 | 2 | 289.1 | 3 | 288.4 | 11 | 288.4 | 9 | 288.4 | 5 | 289,0 |
| 46 Alexander SEIBOLD | Seibold auto + sport | FORMULA | 288.4 | 10 | 288.4 | 6 | 286.9 | 9 | 286.9 | 5 | 286.1 | 11 | 287,3 |
| 93 Roland RUPPRECHTER | R&B Research and Wealth Management | FORMULA | 288.4 | 10 | 288.4 | 7 | 285.4 | 4 | 285.4 | 3 | 284.6 | 6 | 286,4 |
| 66 Andreas FIEDLER | Fiedler Racing | FORMULA | 287.6 | 3 | 286.9 | 4 | 286.1 | 5 | 285.4 | 2 | | | 286,5 |
| 32 Simone COLOMBO | M.M. Motorsport SRL | FORMULA | 286.9 | 4 | 286.1 | 5 | 286.1 | 3 | 284.6 | 10 | 283.9 | 11 | 285,5 |
| 43 Martin KINDLER | Jenzer Motorsport | FORMULA | 285.4 | 10 | 285.4 | 3 | 284.6 | 11 | 284.6 | 4 | 283.1 | 9 | 284,6 |
| 44 Giancarlo PEDETTI | Scuderia Palladio SSD A RL | FORMULA | 280.9 | 4 | 280.2 | 11 | 280.2 | 5 | 278.8 | 10 | 278.8 | 3 | 279,8 |
| 61 Jean-Christophe PEYRE | ZIGZAG | FORMULA | 278.1 | 9 | 278.1 | 4 | 277.3 | 5 | 277.3 | 3 | 276.6 | 2 | 277,5 |
| 81 Michael FISCHER | Red Rose Racing by LRT | FORMULA | 276.6 | 4 | 275.9 | 5 | 275.2 | 6 | 273.9 | 11 | 273.9 | 3 | 275,1 |
| 11 Paul O'CONNELL | HS Engineering | FORMULA | 273.9 | 10 | 273.9 | 5 | 273.2 | 11 | 273.2 | 3 | 272.5 | 4 | 273,3 |
| 16 Nicolas MATILE | ZIGZAG | FORMULA | 271.1 | 10 | 271.1 | 9 | 269.8 | 11 | 269.1 | 3 | 269.1 | 2 | 270,0 |
| 777 Stephan GLASER | Jo Zeller Racing | SUPERLIGHTS | 267.8 | 3 | 267.1 | 4 | 266.5 | 7 | 266.5 | 6 | 265.8 | 5 | 266,7 |
| 118 Henry CLAUSNITZER | WF Racing | SUPERLIGHTS | 238.4 | 2 | 235.8 | 3 | 234.8 | 10 | 234.3 | 9 | 234.3 | 4 | 235,5 |
| 36 Walter COLACINO | Walter Colacino Racing | SUPERLIGHTS | 236.3 | 3 | 236.3 | 4 | 233.3 | 2 | 229.4 | 8 | 227.4 | 7 | 232,5 |
| 115 Andreas HASLER | Hasler Motorsport | SUPERLIGHTS | 235.8 | 3 | 234.8 | 10 | 234.3 | 2 | 233.8 | 9 | 233.3 | 8 | 234,4 |
| 55 Erich ZECH | Team Top Speed | FORMULA | | | | | | | | | | | |
| 56 Marco MINELLI | AM SPORT SYSTEM | FORMULA | | | | | | | | | | | |
| 96 Simon JACKERMAIER | Team Top Speed | FORMULA | | | | | | | | | | | |



BOSS GP
Mugello Racing Weekend
Race 1

Leader Sequence by Class

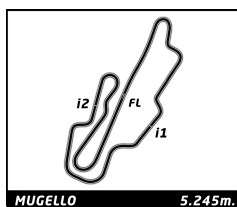
| No | Driver | Team | Car | Start Lap | End Lap | Laps | Total Laps |
|--------------------|------------------|---------------------|------------------------|-----------|---------|------|------------|
| F1 | | | | | | | |
| 1 | Ingo GERSTL | Team Top Speed | F1 - STR1 2006 | 1 | 11 | 11 | 11 |
| FORMULA | | | | | | | |
| 32 | Simone COLOMBO | M.M. Motorsport SRL | Dallara GP2/11 2011 | 1 | 11 | 11 | 11 |
| OPEN | | | | | | | |
| 10 | Antonio PIZZONIA | HS Engineering | Dallara WS W8T12 2012 | 1 | 7 | 7 | 7 |
| SUPERLIGHTS | | | | | | | |
| 777 | Stephan GLASER | Jo Zeller Racing | Dallara WS V6 T08 2008 | 1 | 11 | 11 | 11 |



BOSS GP
Mugello Racing Weekend
Race 1

Fastest Lap Sequence

| Elapsed | No | Driver | Team | Car | Class | Time | Kph | Lap |
|----------|----|-------------|----------------|----------------|-------|-----------------|-------|-----|
| 4:31.132 | 1 | Ingo GERSTL | Team Top Speed | F1 - STR1 2006 | F1 | 1:34.149 | 200.6 | 2 |
| 6:04.158 | 1 | Ingo GERSTL | Team Top Speed | F1 - STR1 2006 | F1 | 1:33.026 | 203.0 | 3 |



BOSS GP

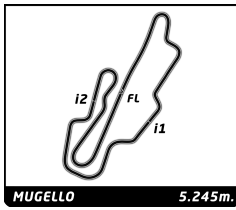
Mugello Racing Weekend

Race 1

Analysis by lap

Lapped

| No | Lap Time | Gap | No | Lap Time | Gap | No | Lap Time | Gap | No | Lap Time | Gap | No | Lap Time | Gap |
|--------------|----------|--------|--------------|----------|----------|---------------|----------|----------|---------------|----------|----------|-----|----------|--------|
| Lap 1 | | | | | | | | | | | | | | |
| 1 | 2:56.983 | 0.000 | 11 | 1:42.433 | 27.769 | 10 | 2:15.793 | 18.594 | 61 | 1:58.706 | 45.623 | 61 | 1:46.595 | 38.651 |
| 10 | 2:58.124 | 1.141 | 66 | 1:43.627 | 30.686 | 115 | 2:05.796 | 1 Lap | 36 | 2:10.274 | 1 Lap | 777 | 1:46.744 | 39.747 |
| 32 | 2:59.113 | 2.130 | 7 | 1:44.126 | 34.653 | 32 | 2:03.156 | 22.198 | 44 | 2:07.949 | 1:32.268 | 115 | 2:01.661 | 1 Lap |
| 74 | 2:59.500 | 2.517 | 93 | 1:45.606 | 36.998 | 74 | 2:01.252 | 23.048 | Lap 9 | | | | | |
| 27 | 3:00.112 | 3.129 | 16 | 1:46.171 | 38.730 | 77 | 1:54.324 | 23.809 | 1 | 1:38.703 | | | | |
| 77 | 3:00.424 | 3.441 | 777 | 1:46.107 | 39.917 | 27 | 1:52.537 | 37.150 | 118 | 1:57.561 | 1 Lap | | | |
| 43 | 3:01.509 | 4.526 | 61 | 1:46.327 | 41.459 | 46 | 1:51.997 | 37.575 | 32 | 1:36.448 | 31.217 | | | |
| 46 | 3:01.731 | 4.748 | 44 | 1:49.391 | 55.490 | 81 | 1:51.359 | 38.091 | 74 | 1:37.341 | 32.644 | | | |
| 81 | 3:02.861 | 5.878 | 118 | 1:57.602 | 1:10.434 | 11 | 1:49.627 | 38.831 | 77 | 1:37.805 | 34.124 | | | |
| 56 | 3:02.881 | 5.898 | 115 | 2:01.780 | 1:19.634 | 43 | 1:49.771 | 39.521 | 27 | 1:37.753 | 34.581 | | | |
| 11 | 3:03.948 | 6.965 | 36 | 2:03.210 | 1:22.067 | 7 | 1:49.765 | 49.953 | 81 | 1:39.898 | 38.644 | | | |
| 66 | 3:05.227 | 8.244 | Lap 4 | | | | | | 46 | 1:41.641 | 41.645 | | | |
| 7 | 3:06.799 | 9.816 | 1 | 1:35.235 | | 16 | 1:49.093 | 54.112 | 11 | 1:40.487 | 42.183 | | | |
| 93 | 3:07.436 | 10.453 | 10 | 1:34.433 | 1.146 | 777 | 1:49.198 | 55.198 | 43 | 1:42.057 | 44.069 | | | |
| 16 | 3:08.718 | 11.735 | 32 | 1:36.448 | 9.987 | 36 | 2:39.992 | 1 Lap | 7 | 1:45.379 | 48.237 | | | |
| 777 | 3:08.988 | 12.005 | 55 | 7:50.717 | 3 Laps | 61 | 1:50.552 | 59.495 | 93 | 1:45.052 | 48.773 | | | |
| 61 | 3:10.375 | 13.392 | 74 | 1:37.187 | 13.187 | 66 | 4:05.326 | 1 Lap | 16 | 1:45.161 | 50.333 | | | |
| 115 | 3:14.265 | 17.282 | 74 | 1:37.187 | 13.187 | 44 | 1:56.880 | 1:26.305 | 61 | 1:47.767 | 54.687 | | | |
| 118 | 3:14.724 | 17.741 | 27 | 1:38.444 | 18.765 | 118 | 2:01.562 | 1:59.559 | 777 | 1:49.114 | 55.841 | | | |
| 36 | 3:15.511 | 18.528 | 77 | 1:38.137 | 21.064 | Lap 7 | | | | | | | | |
| 44 | 3:15.558 | 18.575 | 46 | 1:43.296 | 32.452 | 1 | 2:03.403 | | 115 | 2:04.747 | 1 Lap | | | |
| Lap 2 | | | | | | | | | | | | | | |
| 1 | 1:34.149 | | 81 | 1:43.427 | 32.919 | 10 | 2:12.460 | 27.651 | 1 | 1:39.856 | | | | |
| 10 | 1:34.379 | 1.371 | 43 | 1:42.862 | 34.926 | 115 | 2:11.966 | 1 Lap | 44 | 1:51.274 | 1 Lap | | | |
| 32 | 1:38.225 | 6.206 | 11 | 1:42.423 | 34.957 | 32 | 2:10.712 | 29.507 | 36 | 2:10.614 | 2 Laps | | | |
| 74 | 1:39.187 | 7.555 | 66 | 1:42.735 | 38.186 | 74 | 2:10.468 | 30.113 | 32 | 1:37.773 | 29.134 | | | |
| 27 | 1:40.821 | 9.801 | 7 | 1:45.173 | 44.591 | 77 | 2:10.649 | 31.055 | 74 | 1:38.283 | 31.071 | | | |
| 77 | 1:43.170 | 12.462 | 93 | 1:45.392 | 47.155 | 27 | 1:57.783 | 31.530 | 77 | 1:38.039 | 32.307 | | | |
| 46 | 1:43.976 | 14.575 | 16 | 1:45.939 | 49.434 | 46 | 1:58.149 | 32.321 | 27 | 1:38.055 | 32.780 | | | |
| 81 | 1:45.313 | 17.042 | 777 | 1:46.796 | 51.478 | 81 | 1:57.949 | 32.637 | 118 | 1:58.456 | 1 Lap | | | |
| 43 | 1:47.246 | 17.623 | 61 | 1:46.851 | 53.075 | 11 | 1:58.032 | 33.460 | 81 | 1:39.570 | 38.358 | | | |
| 11 | 1:45.546 | 18.362 | 44 | 1:47.818 | 1:08.073 | 43 | 1:58.702 | 34.820 | 46 | 1:42.984 | 44.773 | | | |
| 66 | 1:45.990 | 20.085 | 118 | 1:57.695 | 1:32.894 | 7 | 1:49.689 | 36.239 | 11 | 1:42.569 | 44.896 | | | |
| 7 | 1:47.886 | 23.553 | Lap 5 | | | | | | 43 | 1:41.793 | 46.006 | | | |
| 93 | 1:48.114 | 24.418 | 1 | 1:35.881 | | 16 | 1:47.332 | 38.041 | 93 | 1:45.830 | 54.747 | | | |
| 16 | 1:47.999 | 25.585 | 10 | 1:35.237 | 0.502 | 777 | 1:46.782 | 38.577 | 16 | 1:44.990 | 55.467 | | | |
| 777 | 1:48.980 | 26.836 | 115 | 2:03.709 | 1 Lap | 61 | 1:47.970 | 44.062 | 61 | 1:46.097 | 1:00.928 | | | |
| 61 | 1:48.915 | 28.158 | 36 | 2:04.690 | 1 Lap | 36 | 2:19.602 | 1 Lap | 777 | 1:45.890 | 1:01.875 | | | |
| 44 | 1:54.699 | 39.125 | 32 | 1:42.637 | 16.743 | 44 | 1:58.562 | 1:21.464 | 115 | 2:03.127 | 1 Lap | | | |
| 118 | 2:02.266 | 45.858 | 74 | 1:42.191 | 19.497 | 118 | 2:00.241 | 1:56.397 | 44 | 1:46.070 | 1:51.053 | | | |
| 115 | 2:07.747 | 50.880 | 77 | 1:42.003 | 27.186 | Lap 8 | | | | | | | | |
| 36 | 2:07.504 | 51.883 | 27 | 1:59.430 | 42.314 | 1 | 1:57.145 | | Lap 11 | | | | | |
| Lap 3 | | | | | | | | | | | | | | |
| 1 | 1:33.026 | | 46 | 1:46.708 | 43.279 | 32 | 2:01.110 | 33.472 | 32 | 1:39.738 | | | | |
| 10 | 1:33.603 | 1.948 | 81 | 1:47.395 | 44.433 | 74 | 2:01.038 | 34.006 | 74 | 1:39.244 | 1.443 | | | |
| 32 | 1:35.594 | 8.774 | 11 | 1:47.829 | 46.905 | 77 | 2:01.112 | 35.022 | 1 | 2:11.941 | 3.069 | | | |
| 74 | 1:36.706 | 11.235 | 43 | 1:48.406 | 47.451 | 27 | 2:01.146 | 35.531 | 27 | 1:39.734 | 3.642 | | | |
| 77 | 1:38.781 | 15.556 | 7 | 1:49.179 | 57.889 | 81 | 2:01.957 | 37.449 | 77 | 1:45.851 | 9.286 | | | |
| 27 | 1:38.726 | 18.162 | 93 | 1:47.569 | 58.843 | 46 | 2:03.531 | 38.707 | 81 | 1:41.338 | 10.824 | | | |
| 46 | 1:42.842 | 24.391 | 16 | 1:49.167 | 1:02.720 | 11 | 2:04.084 | 40.399 | 46 | 1:44.779 | 20.680 | | | |
| 81 | 1:40.711 | 24.727 | 777 | 1:48.104 | 1:03.701 | 43 | 2:03.040 | 40.715 | 11 | 1:45.211 | 21.235 | | | |
| 43 | 1:42.702 | 27.299 | 61 | 1:49.450 | 1:06.644 | 115 | 2:09.776 | 1 Lap | 43 | 1:44.372 | 21.506 | | | |
| Lap 6 | | | | | | | | | | | | | | |
| 1 | 1:57.701 | | 44 | 1:54.934 | 1:27.126 | 7 | 2:02.467 | 41.561 | 36 | 2:15.951 | 2 Laps | | | |
| Lap 7 | | | | | | | | | | | | | | |
| 1 | 1:57.701 | | 118 | 1:58.685 | 1:55.698 | 93 | 2:02.783 | 42.424 | 118 | 1:59.161 | 1 Lap | | | |
| Lap 8 | | | | | | | | | | | | | | |
| 1 | 1:57.701 | | Lap 9 | | | | | | 93 | 1:44.552 | 30.427 | | | |
| 32 | 2:01.110 | 33.472 | 1 | 1:38.703 | | 16 | 1:44.947 | 31.542 | Lap 10 | | | | | |
| 74 | 2:01.038 | 34.006 | 118 | 1:57.561 | 1 Lap | Lap 11 | | | | | | | | |
| 77 | 2:01.112 | 35.022 | 32 | 1:36.448 | 31.217 | Lap 12 | | | | | | | | |
| 27 | 2:01.146 | 35.531 | 74 | 1:37.341 | 32.644 | Lap 13 | | | | | | | | |
| 81 | 2:01.957 | 37.449 | 77 | 1:37.805 | 34.124 | Lap 14 | | | | | | | | |
| 46 | 2:03.531 | 38.707 | 27 | 1:37.753 | 34.581 | Lap 15 | | | | | | | | |
| 11 | 2:04.084 | 40.399 | 81 | 1:39.898 | 38.644 | Lap 16 | | | | | | | | |
| 43 | 2:03.040 | 40.715 | 46 | 1:41.641 | 41.645 | Lap 17 | | | | | | | | |
| 115 | 2:09.776 | 1 Lap | 11 | 1:40.487 | 42.183 | Lap 18 | | | | | | | | |
| 7 | 2:02.467 | 41.561 | 43 | 1:42.057 | 44.069 | Lap 19 | | | | | | | | |
| 93 | 2:02.783 | 42.424 | 93 | 1:45.052 | 48.773 | Lap 20 | | | | | | | | |
| 16 | 2:02.979 | 43.875 | 16 | 1:45.161 | 50.333 | Lap 21 | | | | | | | | |
| 777 | 2:03.998 | 45.430 | 61 | 1:47.767 | 54.687 | Lap 22 | | | | | | | | |



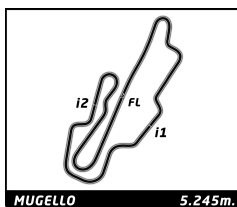
BOSS GP

Mugello Racing Weekend

Race 1

Sector Analysis

| _ Invalidated Lap | | | | | | | ■ Personal Best | | ■ Session Best | | ■ Crossing the pit lane | | |
|------------------------|----------------------------|-----------------|---------------|---------------|-------|------------------------|-----------------|-----------------|-----------------|---------------|-------------------------|-------|-----------|
| Lap | Time | Sector 1 | Sector 2 | Sector 3 | T.Spd | Elapsed | Lap | Time | Sector 1 | Sector 2 | Sector 3 | T.Spd | Elapsed |
| 1 | Ingo GERSTL AUT | | | | | | | | | | | | |
| Team Top Speed | | | | | | F1 - STR1 2006 | | | | | | | |
| 1 | 2:56.983 | 1:05.020 | 51.764 | 1:00.199 | | 2:56.983 | 5 | 1:49.167 | 36.448 | 34.700 | 38.019 | 266.5 | 10:17.994 |
| 2 | 1:34.149 | 33.205 | 28.418 | 32.526 | 314.2 | 4:31.132 | 6 | 1:49.093 | 38.010 | 33.377 | 37.706 | 266.5 | 12:07.087 |
| 3 | 1:33.026 | 32.119 | 28.067 | 32.840 | 313.3 | 6:04.158 | 7 | 1:47.332 | 36.911 | 32.857 | 37.564 | 266.5 | 13:54.419 |
| 4 | 1:35.235 | 32.440 | 28.660 | 34.135 | 308.0 | 7:39.393 | 8 | 2:02.979 | 49.364 | 35.582 | 38.033 | 192.4 | 15:57.398 |
| 5 | 1:35.881 | 31.891 | 30.878 | 33.112 | 315.1 | 9:15.274 | 9 | 1:45.161 | 36.529 | 31.978 | 36.654 | 271.1 | 17:42.559 |
| 6 | 1:57.701 | 39.443 | 38.185 | 40.073 | 225.6 | 11:12.975 | 10 | 1:44.990 | 36.022 | 32.259 | 36.709 | 271.1 | 19:27.549 |
| 7 | 2:03.403 | 41.334 | 38.317 | 43.752 | 208.3 | 13:16.378 | 11 | 1:44.947 | 36.165 | 32.504 | 36.278 | 269.8 | 21:12.496 |
| 8 | 1:57.145 | 38.718 | 37.341 | 41.086 | 251.1 | 15:13.523 | | | | | | | |
| 9 | 1:38.703 | 34.648 | 30.275 | 33.780 | 294.6 | 16:52.226 | | | | | | | |
| 10 | 1:39.856 | 34.223 | 32.149 | 33.484 | 300.3 | 18:32.082 | | | | | | | |
| 11 | 2:11.941 | B 34.751 | 32.069 | 1:05.121 | 286.9 | 20:44.023 | | | | | | | |
| 7 | Ulf EHNINGER DEU | | | | | | | | | | | | |
| ESBA-Racing | | | | | | F1 - B197 1997 | | | | | | | |
| 1 | 3:06.799 | 1:21.809 | 48.261 | 56.729 | | 3:06.799 | 1 | 3:00.112 | 1:13.751 | 48.950 | 57.411 | | 3:00.112 |
| 2 | 1:47.886 | 37.957 | 33.417 | 36.512 | 286.9 | 4:54.685 | 2 | 1:40.821 | 35.732 | 31.017 | 34.072 | 282.4 | 4:40.933 |
| 3 | 1:44.126 | 36.155 | 31.779 | 36.192 | 291.5 | 6:38.811 | 3 | 1:38.781 | 34.358 | 30.233 | 34.190 | 286.9 | 6:19.714 |
| 4 | 1:45.173 | 36.302 | 32.224 | 36.647 | 292.3 | 8:23.984 | 4 | 1:38.444 | 34.469 | 29.954 | 34.021 | 285.4 | 7:58.158 |
| 5 | 1:49.179 | 37.323 | 34.162 | 37.694 | 293.0 | 10:13.163 | 5 | 1:59.430 | 50.511 | 33.017 | 35.902 | 286.9 | 9:57.588 |
| 6 | 1:49.765 | 38.691 | 33.976 | 37.098 | 290.7 | 12:02.928 | 6 | 1:52.537 | 37.083 | 33.144 | 42.310 | 278.8 | 11:50.125 |
| 7 | 1:49.689 | 37.334 | 33.379 | 38.976 | 291.5 | 13:52.617 | 7 | 1:57.783 | 36.824 | 37.580 | 43.379 | 274.5 | 13:47.908 |
| 8 | 2:02.467 | 48.475 | 36.365 | 37.627 | 205.1 | 15:55.084 | 8 | 2:01.146 | 47.589 | 38.308 | 35.249 | 181.8 | 15:49.054 |
| 9 | 1:45.379 | 36.620 | 32.216 | 36.543 | 278.8 | 17:40.463 | 9 | 1:37.753 | 33.968 | 29.868 | 33.917 | 289.7 | 17:26.807 |
| Dallara GP2/11 2011 | | | | | | | | | | | | | |
| 32 | Simone COLOMBO ITA | | | | | | | | | | | | |
| M.M. Motorsport SRL | | | | | | Dallara GP2/11 2011 | | | | | | | |
| 1 | 2:59.113 | 1:12.000 | 48.675 | 58.438 | | 2:59.113 | 1 | 2:59.113 | 1:12.000 | 48.675 | 58.438 | | 2:59.113 |
| 2 | 1:38.225 | 34.894 | 29.473 | 33.858 | 283.1 | 4:37.338 | 2 | 1:38.225 | 34.894 | 29.473 | 33.858 | 283.1 | 4:37.338 |
| 3 | 1:35.594 | 33.496 | 28.764 | 33.334 | 286.1 | 6:12.932 | 3 | 1:35.594 | 33.496 | 28.764 | 33.334 | 286.1 | 6:12.932 |
| 4 | 1:36.448 | 33.343 | 28.911 | 34.194 | 286.9 | 7:49.380 | 4 | 1:36.448 | 33.343 | 28.911 | 34.194 | 286.9 | 7:49.380 |
| 5 | 1:42.637 | 33.735 | 29.386 | 39.516 | 286.1 | 9:32.017 | 5 | 1:42.637 | 33.735 | 29.386 | 39.516 | 286.1 | 9:32.017 |
| 6 | 2:03.156 | 48.147 | 35.278 | 39.731 | 211.1 | 11:35.173 | 6 | 2:03.156 | 48.147 | 35.278 | 39.731 | 211.1 | 11:35.173 |
| 7 | 2:10.712 | 47.401 | 39.450 | 43.861 | 157.3 | 13:45.885 | 7 | 2:10.712 | 47.401 | 39.450 | 43.861 | 157.3 | 13:45.885 |
| 8 | 2:01.110 | 47.503 | 38.589 | 35.018 | 190.4 | 15:46.995 | 8 | 2:01.110 | 47.503 | 38.589 | 35.018 | 190.4 | 15:46.995 |
| 9 | 1:36.448 | 33.760 | 29.265 | 33.423 | 283.9 | 17:23.443 | 9 | 1:36.448 | 33.760 | 29.265 | 33.423 | 283.9 | 17:23.443 |
| 10 | 1:37.773 | 33.898 | 29.799 | 34.076 | 284.6 | 19:01.216 | 10 | 1:37.773 | 33.898 | 29.799 | 34.076 | 284.6 | 19:01.216 |
| 11 | 1:39.738 | 34.695 | 30.902 | 34.141 | 283.9 | 20:40.954 | 11 | 1:39.738 | 34.695 | 30.902 | 34.141 | 283.9 | 20:40.954 |
| 36 | Walter COLACINO ITA | | | | | | | | | | | | |
| Walter Colacino Racing | | | | | | Lola F3000 T96 50 1998 | | | | | | | |
| 1 | 3:15.511 | 1:28.481 | 50.459 | 56.571 | | 3:15.511 | 1 | 3:15.511 | 1:28.481 | 50.459 | 56.571 | | 3:15.511 |
| 2 | 2:07.504 | 44.174 | 39.274 | 44.056 | 233.3 | 5:23.015 | 2 | 2:07.504 | 44.174 | 39.274 | 44.056 | 233.3 | 5:23.015 |
| 3 | 2:03.210 | 42.063 | 37.635 | 43.512 | 236.3 | 7:26.225 | 3 | 2:03.210 | 42.063 | 37.635 | 43.512 | 236.3 | 7:26.225 |
| 4 | 2:04.690 | 41.859 | 38.852 | 43.979 | 236.3 | 9:30.915 | 4 | 2:04.690 | 41.859 | 38.852 | 43.979 | 236.3 | 9:30.915 |
| 5 | 2:39.992 | B 51.474 | 41.957 | 1:06.561 | 208.7 | 12:10.907 | 5 | 2:39.992 | B 51.474 | 41.957 | 1:06.561 | 208.7 | 12:10.907 |
| 6 | 2:19.602 | 52.510 | 40.790 | 46.302 | 139.7 | 14:30.509 | 6 | 2:19.602 | 52.510 | 40.790 | 46.302 | 139.7 | 14:30.509 |
| 7 | 2:10.274 | 45.284 | 39.904 | 45.086 | 227.4 | 16:40.783 | 7 | 2:10.274 | 45.284 | 39.904 | 45.086 | 227.4 | 16:40.783 |
| 8 | 2:10.614 | 44.517 | 42.036 | 44.061 | 229.4 | 18:51.397 | 8 | 2:10.614 | 44.517 | 42.036 | 44.061 | 229.4 | 18:51.397 |
| 9 | 2:15.951 | 43.920 | 46.474 | 45.557 | 211.1 | 21:07.348 | 9 | 2:15.951 | 43.920 | 46.474 | 45.557 | 211.1 | 21:07.348 |
| 43 | Martin KINDLER SUI | | | | | | | | | | | | |
| Jenzer Motorsport | | | | | | Dallara GP2/11 2011 | | | | | | | |
| 1 | 3:01.509 | 1:16.028 | 48.798 | 56.683 | | 3:01.509 | 1 | 3:01.509 | 1:16.028 | 48.798 | 56.683 | | 3:01.509 |
| 2 | 1:47.246 | 37.931 | 32.512 | 36.803 | 278.1 | 4:48.755 | 2 | 1:47.246 | 37.931 | 32.512 | 36.803 | 278.1 | 4:48.755 |
| 3 | 1:42.702 | 35.869 | 30.842 | 35.991 | 285.4 | 6:31.457 | 3 | 1:42.702 | 35.869 | 30.842 | 35.991 | 285.4 | 6:31.457 |
| 4 | 1:42.862 | 35.635 | 31.133 | 36.094 | 284.6 | 8:14.319 | 4 | 1:42.862 | 35.635 | 31.133 | 36.094 | 284.6 | 8:14.319 |
| 5 | 1:48.406 | 36.329 | 34.904 | 37.173 | 282.4 | 10:02.725 | 5 | 1:48.406 | 36.329 | 34.904 | 37.173 | 282.4 | 10:02.725 |
| 6 | 1:49.771 | 36.729 | 32.352 | 40.690 | 265.8 | 11:52.496 | 6 | 1:49.771 | 36.729 | 32.352 | 40.690 | 265.8 | 11:52.496 |
| 7 | 1:58.702 | 37.219 | 37.960 | 43.523 | 269.1 | 13:51.198 | 7 | 1:58.702 | 37.219 | 37.960 | 43.523 | 269.1 | 13:51.198 |
| 16 | Nicolas MATILE MCO | | | | | | | | | | | | |
| ZIGZAG | | | | | | Lola AutoGP 2005 | | | | | | | |
| 1 | 3:08.718 | 1:24.436 | 48.061 | 56.221 | | 3:08.718 | 1 | 3:08.718 | 1:24.436 | 48.061 | 56.221 | | 3:08.718 |
| 2 | 1:47.999 | 37.617 | 33.406 | 36.976 | 269.1 | 4:56.717 | 2 | 1:47.999 | 37.617 | 33.406 | 36.976 | 269.1 | 4:56.717 |
| 3 | 1:46.171 | 36.462 | 32.786 | 36.923 | 269.1 | 6:42.888 | 3 | 1:46.171 | 36.462 | 32.786 | 36.923 | 269.1 | 6:42.888 |
| 4 | 1:45.939 | 36.118 | 32.649 | 37.172 | 266.5 | 8:28.827 | 4 | 1:45.939 | 36.118 | 32.649 | 37.172 | 266.5 | 8:28.827 |



BOSS GP

Mugello Racing Weekend

Race 1

Sector Analysis

— Invalidated Lap ■ Personal Best ■ Session Best B Crossing the pit lane

| Lap | Time | Sector 1 | Sector 2 | Sector 3 | T.Spd | Elapsed | Lap | Time | Sector 1 | Sector 2 | Sector 3 | T.Spd | Elapsed |
|-----|-----------------|---------------|---------------|---------------|-------|-----------|-----|-----------------|---------------|---------------|---------------|-------|-----------|
| 8 | 2:03.040 | 48.500 | 36.771 | 37.769 | 177.1 | 15:54.238 | 1 | 3:05.227 | 1:20.828 | 48.215 | 56.184 | | 3:05.227 |
| 9 | 1:42.057 | 35.799 | 30.784 | 35.474 | 283.1 | 17:36.295 | 2 | 1:45.990 | 37.826 | 32.327 | 35.837 | 285.4 | 4:51.217 |
| 10 | 1:41.793 | 35.216 | 30.966 | 35.611 | 285.4 | 19:18.088 | 3 | 1:43.627 | 36.175 | 31.667 | 35.785 | 287.6 | 6:34.844 |
| 11 | 1:44.372 | 35.740 | 32.409 | 36.223 | 284.6 | 21:02.460 | 4 | 1:42.735 | 35.884 | 31.277 | 35.574 | 286.9 | 8:17.579 |
| | | | | | | | 5 | 4:05.326 B | 36.399 | | | 286.1 | 12:22.905 |

44 **Giancarlo PEDETTI** ITA
Scuderia Palladio SSD A RL Dallara GP2/11 2011

| | | | | | | |
|----|-----------------|---------------|---------------|---------------|-------|-----------|
| 1 | 3:15.558 | 1:30.727 | 49.754 | 55.077 | | 3:15.558 |
| 2 | 1:54.699 | 40.795 | 34.932 | 38.972 | 265.2 | 5:10.257 |
| 3 | 1:49.391 | 38.334 | 33.649 | 37.408 | 278.8 | 6:59.648 |
| 4 | 1:47.818 | 37.490 | 33.002 | 37.326 | 280.9 | 8:47.466 |
| 5 | 1:54.934 | 38.844 | 35.120 | 40.970 | 280.2 | 10:42.400 |
| 6 | 1:56.880 | 41.943 | 35.354 | 39.583 | 214.4 | 12:39.280 |
| 7 | 1:58.562 | 39.524 | 35.110 | 43.928 | 247.7 | 14:37.842 |
| 8 | 2:07.949 | 45.575 | 44.853 | 37.521 | 231.8 | 16:45.791 |
| 9 | 1:51.274 | 38.274 | 35.847 | 37.153 | 278.1 | 18:37.065 |
| 10 | 1:46.070 | 37.091 | 32.310 | 36.669 | 278.8 | 20:23.135 |
| 11 | 1:45.374 | 36.930 | 32.100 | 36.344 | 280.2 | 22:08.509 |

46 **Alexander SEIBOLD** DEU
Seibold auto + sport Dallara GP2/05 2005

| | | | | | | |
|----|-----------------|---------------|---------------|---------------|-------|-----------|
| 1 | 3:01.731 | 1:16.733 | 48.811 | 56.187 | | 3:01.731 |
| 2 | 1:43.976 | 36.622 | 31.618 | 35.736 | 283.9 | 4:45.707 |
| 3 | 1:42.842 | 35.613 | 31.154 | 36.075 | 285.4 | 6:28.549 |
| 4 | 1:43.296 | 35.955 | 31.932 | 35.409 | 284.6 | 8:11.845 |
| 5 | 1:46.708 | 36.995 | 33.695 | 36.018 | 286.9 | 9:58.553 |
| 6 | 1:51.997 | 36.803 | 33.137 | 42.057 | 288.4 | 11:50.550 |
| 7 | 1:58.149 | 37.275 | 37.340 | 43.534 | 278.1 | 13:48.699 |
| 8 | 2:03.531 | 47.556 | 38.509 | 37.466 | 164.7 | 15:52.230 |
| 9 | 1:41.641 | 35.376 | 31.359 | 34.906 | 286.9 | 17:33.871 |
| 10 | 1:42.984 | 35.651 | 31.552 | 35.781 | 288.4 | 19:16.855 |
| 11 | 1:44.779 | 35.655 | 32.201 | 36.923 | 286.1 | 21:01.634 |

55 **Erich ZECH** DEU
Team Top Speed Dallara GP2/11 2011

| | | | | | | |
|---|----------|----------|---------------|---------------|--|----------|
| 1 | 7:50.717 | 6:22.175 | 41.790 | 46.752 | | 7:50.717 |
|---|----------|----------|---------------|---------------|--|----------|

56 **Marco MINELLI** ITA
AM SPORT SYSTEM Dallara WS W8T12 2012

| | | | | | | |
|---|----------|----------|---------------|---------------|--|----------|
| 1 | 3:02.881 | 1:18.090 | 48.449 | 56.342 | | 3:02.881 |
|---|----------|----------|---------------|---------------|--|----------|

61 **Jean-Christophe PEYRE** FRA
ZIGZAG Lola AutoGP 2005

| | | | | | | |
|----|-----------------|---------------|---------------|---------------|-------|-----------|
| 1 | 3:10.375 | 1:26.002 | 48.518 | 55.855 | | 3:10.375 |
| 2 | 1:48.915 | 38.137 | 33.601 | 37.177 | 276.6 | 4:59.290 |
| 3 | 1:46.327 | 36.837 | 32.697 | 36.793 | 277.3 | 6:45.617 |
| 4 | 1:46.851 | 36.668 | 33.241 | 36.942 | 278.1 | 8:32.468 |
| 5 | 1:49.450 | 36.970 | 34.764 | 37.716 | 277.3 | 10:21.918 |
| 6 | 1:50.552 | 38.132 | 34.276 | 38.144 | 275.2 | 12:12.470 |
| 7 | 1:47.970 | 37.238 | 33.458 | 37.274 | 275.2 | 14:00.440 |
| 8 | 1:58.706 | 46.293 | 34.769 | 37.644 | 275.2 | 15:59.146 |
| 9 | 1:47.767 | 37.751 | 33.221 | 36.795 | 278.1 | 17:46.913 |
| 10 | 1:46.097 | 36.316 | 32.640 | 37.141 | 274.5 | 19:33.010 |
| 11 | 1:46.595 | 36.594 | 32.753 | 37.248 | 273.9 | 21:19.605 |

66 **Andreas FIEDLER** DEU
Fiedler Racing Dallara GP2/08 2011

74 **Massimiliano CUCCARESE** ITA
M.M. Motorsport SRL Dallara GP2/11 2011

| | | | | | | |
|----|-----------------|---------------|---------------|---------------|-------|-----------|
| 1 | 2:59.500 | 1:12.975 | 48.936 | 57.589 | | 2:59.500 |
| 2 | 1:39.187 | 35.320 | 30.117 | 33.750 | 289.1 | 4:38.687 |
| 3 | 1:36.706 | 33.910 | 29.351 | 33.445 | 291.5 | 6:15.393 |
| 4 | 1:37.187 | 33.827 | 29.441 | 33.919 | 290.7 | 7:52.580 |
| 5 | 1:42.191 | 34.203 | 29.948 | 38.040 | 291.5 | 9:34.771 |
| 6 | 2:01.252 | 46.148 | 36.640 | 38.464 | 237.4 | 11:36.023 |
| 7 | 2:10.468 | 47.897 | 38.928 | 43.643 | 156.4 | 13:46.491 |
| 8 | 2:01.038 | 47.624 | 38.713 | 34.701 | 196.2 | 15:47.529 |
| 9 | 1:37.341 | 34.016 | 29.644 | 33.681 | 290.7 | 17:24.870 |
| 10 | 1:38.283 | 33.863 | 29.965 | 34.455 | 289.9 | 19:03.153 |
| 11 | 1:39.244 | 33.922 | 31.100 | 34.222 | 289.1 | 20:42.397 |

77 **Vladimir NETUSIL** CZE
M.M. Motorsport SRL Dallara GP2/11 2011

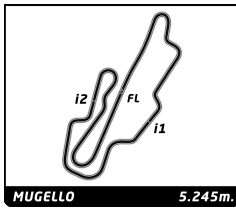
| | | | | | | |
|----|-----------------|---------------|---------------|---------------|-------|-----------|
| 1 | 3:00.424 | 1:15.040 | 48.971 | 56.413 | | 3:00.424 |
| 2 | 1:43.170 | 36.268 | 31.779 | 35.123 | 290.7 | 4:43.594 |
| 3 | 1:38.726 | 34.764 | 29.943 | 34.019 | 289.1 | 6:22.320 |
| 4 | 1:38.137 | 34.360 | 29.743 | 34.034 | 287.6 | 8:00.457 |
| 5 | 1:42.003 | 35.809 | 30.237 | 35.957 | 288.4 | 9:42.460 |
| 6 | 1:54.324 | 40.481 | 35.716 | 38.127 | 262.0 | 11:36.784 |
| 7 | 2:10.649 | 47.985 | 39.247 | 43.417 | 157.3 | 13:47.433 |
| 8 | 2:01.112 | 47.426 | 38.373 | 35.313 | 193.8 | 15:48.545 |
| 9 | 1:37.805 | 34.105 | 29.789 | 33.911 | 288.4 | 17:26.350 |
| 10 | 1:38.039 | 33.847 | 29.878 | 34.314 | 287.6 | 19:04.389 |
| 11 | 1:45.851 | 33.931 | 37.671 | 34.249 | 288.4 | 20:50.240 |

81 **Michael FISCHER** AUT
Red Rose Racing by LRT Dallara GP2/05 2005

| | | | | | | |
|----|-----------------|---------------|---------------|---------------|-------|-----------|
| 1 | 3:02.861 | 1:18.971 | 48.419 | 55.471 | | 3:02.861 |
| 2 | 1:45.313 | 36.696 | 32.578 | 36.039 | 271.8 | 4:48.174 |
| 3 | 1:40.711 | 34.808 | 30.254 | 35.649 | 273.9 | 6:28.885 |
| 4 | 1:43.427 | 35.844 | 31.936 | 35.647 | 276.6 | 8:12.312 |
| 5 | 1:47.395 | 36.757 | 33.975 | 36.663 | 275.9 | 9:59.707 |
| 6 | 1:51.359 | 36.241 | 32.971 | 42.147 | 275.2 | 11:51.066 |
| 7 | 1:57.949 | 37.109 | 37.435 | 43.405 | 271.1 | 13:49.015 |
| 8 | 2:01.957 | 47.900 | 38.016 | 36.041 | 154.4 | 15:50.972 |
| 9 | 1:39.898 | 34.896 | 30.230 | 34.772 | 272.5 | 17:30.870 |
| 10 | 1:39.570 | 34.596 | 30.042 | 34.932 | 273.2 | 19:10.440 |
| 11 | 1:41.338 | 34.923 | 31.554 | 34.861 | 273.9 | 20:51.778 |

93 **Roland RUPPRECHTER** AUT
R&B Research and Wealth Manager Dallara GP2/05 2005

| | | | | | | |
|---|----------|---------------|--------|--------|-------|-----------|
| 1 | 3:07.436 | 1:22.594 | 48.714 | 56.128 | | 3:07.436 |
| 2 | 1:48.114 | 38.157 | 33.003 | 36.954 | 283.1 | 4:55.550 |
| 3 | 1:45.606 | 36.675 | 32.211 | 36.720 | 285.4 | 6:41.156 |
| 4 | 1:45.392 | 36.734 | 32.061 | 36.597 | 285.4 | 8:26.548 |
| 5 | 1:47.569 | 36.329 | 33.685 | 37.555 | 284.6 | 10:14.117 |
| 6 | 1:49.550 | 38.424 | 33.987 | 37.139 | 284.6 | 12:03.667 |
| 7 | 1:49.497 | 37.709 | 33.091 | 38.697 | 288.4 | 13:53.164 |



BOSS GP

Mugello Racing Weekend

Race 1

Sector Analysis

— Invalidated Lap ■ Personal Best ■ Session Best B Crossing the pit lane

| Lap | Time | Sector 1 | Sector 2 | Sector 3 | T.Spd | Elapsed | Lap | Time | Sector 1 | Sector 2 | Sector 3 | T.Spd | Elapsed |
|-----|-----------------|----------|---------------|---------------|-------|-----------|-----|------|----------|----------|----------|-------|---------|
| 8 | 2:02.783 | 48.759 | 36.153 | 37.871 | 198.8 | 15:55.947 | | | | | | | |
| 9 | 1:45.052 | 36.852 | 31.822 | 36.378 | 275.9 | 17:40.999 | | | | | | | |
| 10 | 1:45.830 | 36.816 | 32.041 | 36.973 | 288.4 | 19:26.829 | | | | | | | |
| 11 | 1:44.552 | 36.641 | 31.960 | 35.951 | 281.7 | 21:11.381 | | | | | | | |

115 **Andreas HASLER** AUT
 Hasler Motorsport Dallara WS T08 2009

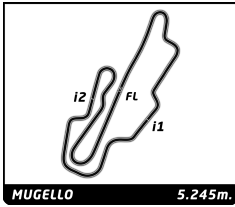
| | | | | | | |
|----|-----------------|---------------|---------------|---------------|-------|-----------|
| 1 | 3:14.265 | 1:27.139 | 49.926 | 57.200 | | 3:14.265 |
| 2 | 2:07.747 | 44.766 | 39.194 | 43.787 | 234.3 | 5:22.012 |
| 3 | 2:01.780 | 42.288 | 36.958 | 42.534 | 235.8 | 7:23.792 |
| 4 | 2:03.709 | 42.775 | 38.926 | 42.008 | 231.3 | 9:27.501 |
| 5 | 2:05.796 | 42.902 | 37.926 | 44.968 | 222.8 | 11:33.297 |
| 6 | 2:11.966 | 48.565 | 39.737 | 43.664 | 139.0 | 13:45.263 |
| 7 | 2:09.776 | 47.549 | 38.768 | 43.459 | 208.7 | 15:55.039 |
| 8 | 2:04.747 | 43.864 | 38.426 | 42.457 | 233.3 | 17:59.786 |
| 9 | 2:03.127 | 42.433 | 37.920 | 42.774 | 233.8 | 20:02.913 |
| 10 | 2:01.661 | 42.607 | 36.904 | 42.150 | 234.8 | 22:04.574 |

118 **Henry CLAUSNITZER** DEU
 WF Racing Tatuus F. Renault V6 2003

| | | | | | | |
|----|-----------------|---------------|---------------|---------------|-------|-----------|
| 1 | 3:14.724 | 1:27.611 | 50.036 | 57.077 | | 3:14.724 |
| 2 | 2:02.266 | 42.366 | 38.676 | 41.224 | 238.4 | 5:16.990 |
| 3 | 1:57.602 | 40.331 | 36.446 | 40.825 | 235.8 | 7:14.592 |
| 4 | 1:57.695 | 40.397 | 36.137 | 41.161 | 234.3 | 9:12.287 |
| 5 | 1:58.685 | 40.788 | 36.579 | 41.318 | 233.8 | 11:10.972 |
| 6 | 2:01.562 | 40.847 | 38.523 | 42.192 | 233.3 | 13:12.534 |
| 7 | 2:00.241 | 40.917 | 37.398 | 41.926 | 233.3 | 15:12.775 |
| 8 | 1:57.561 | 40.458 | 36.326 | 40.777 | 231.8 | 17:10.336 |
| 9 | 1:58.456 | 39.578 | 37.023 | 41.855 | 234.3 | 19:08.792 |
| 10 | 1:59.161 | 40.243 | 37.400 | 41.518 | 234.8 | 21:07.953 |

777 **Stephan GLASER** SUI
 Jo Zeller Racing Dallara WS V6 T08 2008

| | | | | | | |
|----|-----------------|---------------|---------------|---------------|-------|-----------|
| 1 | 3:08.988 | 1:25.237 | 48.127 | 55.624 | | 3:08.988 |
| 2 | 1:48.980 | 38.166 | 33.464 | 37.350 | 257.6 | 4:57.968 |
| 3 | 1:46.107 | 36.664 | 32.617 | 36.826 | 267.8 | 6:44.075 |
| 4 | 1:46.796 | 37.096 | 32.824 | 36.876 | 267.1 | 8:30.871 |
| 5 | 1:48.104 | 36.330 | 33.242 | 38.532 | 265.8 | 10:18.975 |
| 6 | 1:49.198 | 37.835 | 33.473 | 37.890 | 266.5 | 12:08.173 |
| 7 | 1:46.782 | 36.872 | 32.937 | 36.973 | 266.5 | 13:54.955 |
| 8 | 2:03.998 | 49.921 | 35.740 | 38.337 | 171.5 | 15:58.953 |
| 9 | 1:49.114 | 38.664 | 33.390 | 37.060 | 265.2 | 17:48.067 |
| 10 | 1:45.890 | 36.580 | 32.192 | 37.118 | 264.5 | 19:33.957 |
| 11 | 1:46.744 | 36.594 | 33.017 | 37.133 | 265.2 | 21:20.701 |


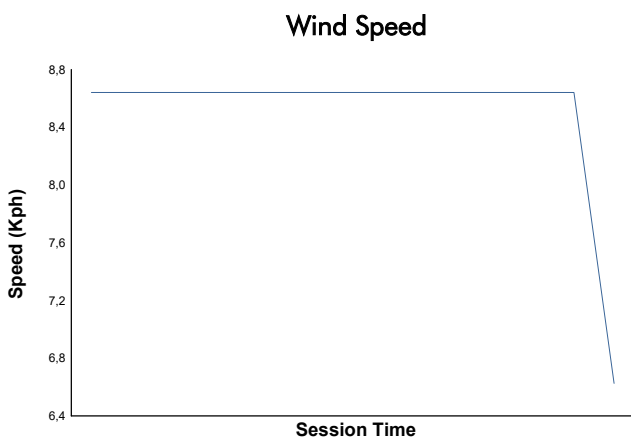
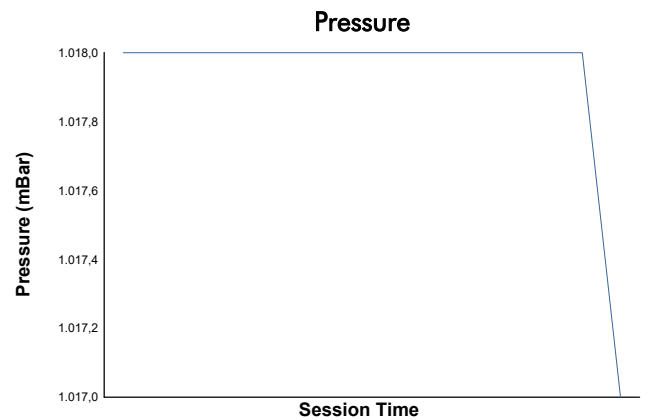
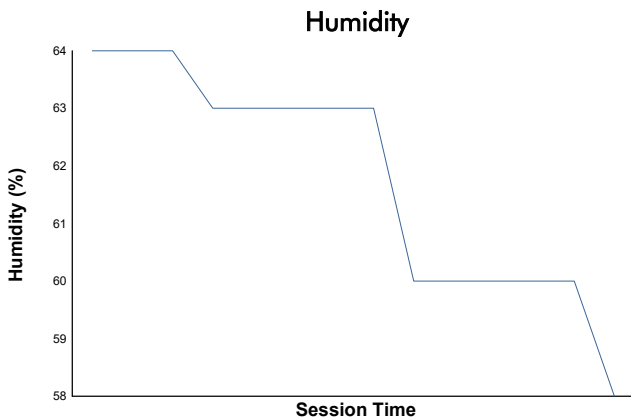
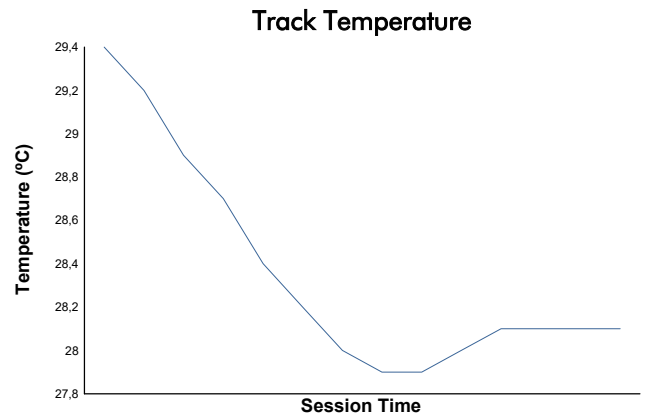
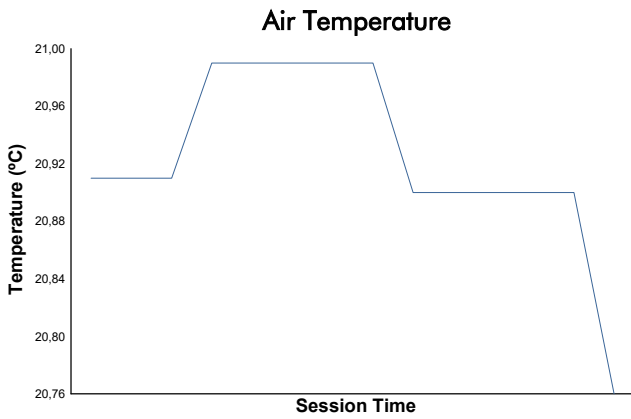


Mugello Racing Weekend

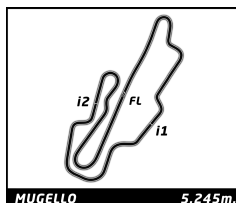
BOSS GP

Race 1

Weather Report



Track Status: **DRY**



BOSS GP

Mugello Racing Weekend

Race 1 (20 Minutes)

Starting Grid

| | | | | | |
|------------------------------|----------------------------|------------|---------------|------------|--|
| Simon JACKERMAIER | Team Top Speed | 96 | - 12 - | | |
| 2:04.969 | | | | | |
| Erich ZECH | Team Top Speed | 55 | - 11 - | 44 | Scuderia Palladio SSD A RL Giancarlo PEDETTI |
| 2:00.883 | | | | | 2:00.885 |
| Henry CLAUSNITZER | WF Racing | 118 | - 10 - | 36 | Walter Colacino Racing Walter COLACINO |
| 1:45.980 | | | | | 1:58.527 |
| Jean-Christophe PEYRE | ZIGZAG | 61 | - 9 - | 115 | Hasler Motorsport Andreas HASLER |
| 1:44.028 | | | | | 1:44.968 |
| Nicolas MATILE | ZIGZAG | 16 | - 8 - | 777 | Jo Zeller Racing Stephan GLASER |
| 1:42.117 | | | | | 1:43.935 |
| UIF EHNINGER | ESBA-Racing | 7 | - 7 - | 93 | R&B Research and Wealth Management Roland RUPPRECHTER |
| 1:41.286 | | | | | 1:41.460 |
| Paul O'CONNELL | HS Engineering | 11 | - 6 - | 66 | Fiedler Racing Andreas FIEDLER |
| 1:39.755 | | | | | 1:41.274 |
| Marco MINELLI | AM SPORT SYSTEM | 56 | - 5 - | 81 | Red Rose Racing by LRT Michael FISCHER |
| 1:37.756 | | | | | 1:39.319 |
| Martin KINDLER | Jenzer Motorsport | 43 | - 4 - | 46 | Seibold auto + sport Alexander SEIBOLD |
| 1:35.624 | | | | | 1:36.182 |
| Marco GHIOTTO | Scuderia Palladio SSD A RL | 27 | - 3 - | 77 | M.M. Motorsport SRL Vladimir NETUSIL |
| 1:33.264 | | | | | 1:34.100 |
| Simone COLOMBO | M.M. Motorsport SRL | 32 | - 2 - | 74 | M.M. Motorsport SRL Massimiliano CUCCARESE |
| 1:26.650 | | | | | 1:32.093 |
| Ingo GERSTL | Team Top Speed | 1 | - 1 - | 10 | HS Engineering Antonio PIZZONIA |

Pole



Published at:

| | | | |
|---|----------------------------------|------------------------------------|-----------------------------------|
| Stewards: Maria Grazia ARBERI CSAI 26127 | Gianluca NATALONI CSAI 338031 | Antonina MARMILLATA CSAI 371681 | Timekeeper: Andrea RAPI |
|---|----------------------------------|------------------------------------|-----------------------------------|