

## BOSS GP Mugello Racing Weekend Qualifying

### Provisional Classification

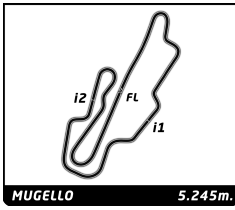
No	Driver	Nat	Team	Car	Cl.	Time	Lap Total	Gap	Kph
1	1 Ingo GERSTL	AUT	Team Top Speed	F1 - STR1 2006	F1	<b>1:26.650</b>	5 7	-	- <b>217.9</b>
2	10 Antonio PIZZONIA	BRA	HS Engineering	Dallara WS W8T12 2012	OPEN	<b>1:32.093</b>	3 3	+5.443	+5.443 <b>205.0</b>
3	32 Simone COLOMBO	ITA	M.M. Motorsport SRL	Dallara GP2/11 2011	FORMUL	<b>1:33.264</b>	5 6	+6.614	+1.171 <b>202.5</b>
4	74 Massimiliano CUCCARESE	ITA	M.M. Motorsport SRL	Dallara GP2/11 2011	FORMUL	<b>1:34.100</b>	6 6	+7.450	+0.836 <b>200.7</b>
5	27 Marco GHIOTTO	ITA	Scuderia Palladio SSD A RL	Dallara GP2/11 2011	FORMUL	<b>1:35.624</b>	3 6	+8.974	+1.524 <b>197.5</b>
6	77 Vladimir NETUSIL	CZE	M.M. Motorsport SRL	Dallara GP2/11 2011	FORMUL	<b>1:36.182</b>	5 5	+9.532	+0.558 <b>196.3</b>
7	43 Martin KINDLER	SUI	Jenzer Motorsport	Dallara GP2/11 2011	FORMUL	<b>1:37.756</b>	5 6	+11.106	+1.574 <b>193.2</b>
8	46 Alexander SEIBOLD	DEU	Seibold auto + sport	Dallara GP2/05 2005	FORMUL	<b>1:39.319</b>	5 8	+12.669	+1.563 <b>190.1</b>
9	56 Marco MINELLI	ITA	AM SPORT SYSTEM	Dallara WS W8T12 2012	FORMUL	<b>1:39.755</b>	8 10	+13.105	+0.436 <b>189.3</b>
10	81 Michael FISCHER	AUT	Red Rose Racing by LRT	Dallara GP2/05 2005	FORMUL	<b>1:41.274</b>	3 3	+14.624	+1.519 <b>186.4</b>
11	11 Paul O'CONNELL	IRL	HS Engineering	Dallara WS W8T12 2012	FORMUL	<b>1:41.286</b>	8 9	+14.636	+0.012 <b>186.4</b>
12	66 Andreas FIEDLER	DEU	Fiedler Racing	Dallara GP2/08 2011	FORMUL	<b>1:41.460</b>	8 9	+14.810	+0.174 <b>186.1</b>
13	7 Ulf EHNINGER	DEU	ESBA-Racing	F1 - B197 1997	F1	<b>1:42.117</b>	8 8	+15.467	+0.657 <b>184.9</b>
14	93 Roland RUPPRECHTER	AUT	R&B Research and Wealth Management	Dallara GP2/05 2005	FORMUL	<b>1:43.935</b>	8 8	+17.285	+1.818 <b>181.7</b>
15	16 Nicolas MATILE	MCO	ZIGZAG	Lola AutoGP 2005	FORMUL	<b>1:44.028</b>	8 10	+17.378	+0.093 <b>181.5</b>
16	777 Stephan GLASER	SUI	Jo Zeller Racing	Dallara WS V6 T08 2008	SUPERLIC	<b>1:44.968</b>	10 10	+18.318	+0.940 <b>179.9</b>
17	61 Jean-Christophe PEYRE	FRA	ZIGZAG	Lola AutoGP 2005	FORMUL	<b>1:45.980</b>	10 10	+19.330	+1.012 <b>178.2</b>
18	115 Andreas HASLER	AUT	Hasler Motorsport	Dallara WS T08 2009	SUPERLIC	<b>1:58.527</b>	6 7	+31.877	+12.547 <b>159.3</b>
19	118 Henry CLAUSNITZER	DEU	WF Racing	Tatuus F. Renault V6 2003	SUPERLIC	<b>2:00.883</b>	5 5	+34.233	+2.356 <b>156.2</b>
20	36 Walter COLACINO	ITA	Walter Colacino Racing	Lola F3000 T96 50 1998	SUPERLIC	<b>2:00.885</b>	9 9	+34.235	+0.002 <b>156.2</b>
21	55 Erich ZECH	DEU	Team Top Speed	Dallara GP2/11 2011	FORMUL	<b>2:04.969</b>	7 7	+38.319	+4.084 <b>151.1</b>
22	44 Giancarlo PEDETTI	ITA	Scuderia Palladio SSD A RL	Dallara GP2/11 2011	FORMUL		1		
23	96 Simon JACKERMAIER	DEU	Team Top Speed	Dallara GP2/11 2011	FORMUL				

**Fastest Lap:** Lap 5 Ingo GERSTL 1:26.650 217.9 Kph

Published at: .....

Track Status: **DRY**

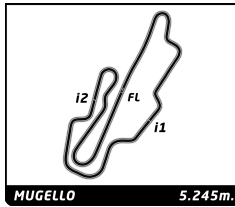
<b>Race Director:</b> Antonio CANU	<b>Timekeeper:</b> Andrea RAPI
---------------------------------------	-----------------------------------



## BOSS GP Mugello Racing Weekend Qualifying

### Best Sector Times

Sector 1			Sector 2			Sector 3			Ideal Lap	Best Lap					
Pos	No	Driver	Time	No	Driver	Time	No	Driver				Time			
1	1	I.GERSTL	29.894	1	I.GERSTL	26.143	1	I.GERSTL	30.561	1	1	I.GERSTL	1:26.598	1:26.650	(1)
2	10	A.PIZZONIA	32.045	10	A.PIZZONIA	27.109	32	S.COLOMBO	32.788	2	10	A.PIZZONIA	1:32.093	1:32.093	(2)
3	32	S.COLOMBO	32.622	32	S.COLOMBO	27.714	74	M.CUCCARESE	32.860	3	32	S.COLOMBO	1:33.124	1:33.264	(3)
4	74	M.CUCCARESE	33.036	74	M.CUCCARESE	28.204	10	A.PIZZONIA	32.939	4	74	M.CUCCARESE	1:34.100	1:34.100	(4)
5	27	M.GHIOTTO	33.342	27	M.GHIOTTO	29.027	27	M.GHIOTTO	33.111	5	27	M.GHIOTTO	1:35.480	1:35.624	(5)
6	77	V.NETUSIL	33.526	77	V.NETUSIL	29.108	77	V.NETUSIL	33.428	6	77	V.NETUSIL	1:36.062	1:36.182	(6)
7	43	M.KINDLER	33.869	43	M.KINDLER	29.389	43	M.KINDLER	34.309	7	43	M.KINDLER	1:37.567	1:37.756	(7)
8	46	A.SEIBOLD	34.555	56	M.MINELLI	29.589	46	A.SEIBOLD	34.325	8	56	M.MINELLI	1:39.108	1:39.755	(9)
9	56	M.MINELLI	34.933	11	P.O'CONNELL	30.032	56	M.MINELLI	34.586	9	46	A.SEIBOLD	1:39.319	1:39.319	(8)
10	11	P.O'CONNELL	35.164	46	A.SEIBOLD	30.439	66	A.FIEDLER	35.169	10	11	P.O'CONNELL	1:40.692	1:41.286	(11)
11	7	U.EHNINGER	35.274	66	A.FIEDLER	30.477	81	M.FISCHER	35.215	11	66	A.FIEDLER	1:40.945	1:41.460	(12)
12	66	A.FIEDLER	35.299	81	M.FISCHER	30.756	7	U.EHNINGER	35.362	12	81	M.FISCHER	1:41.274	1:41.274	(10)
13	81	M.FISCHER	35.303	7	U.EHNINGER	31.278	93	R.RUPPRECHTER	35.462	13	7	U.EHNINGER	1:41.914	1:42.117	(13)
14	16	N.MATILE	35.448	16	N.MATILE	31.577	11	P.O'CONNELL	35.496	14	93	R.RUPPRECHTER	1:43.763	1:43.935	(14)
15	93	R.RUPPRECHTER	36.176	777	S.GLASER	31.845	777	S.GLASER	36.637	15	16	N.MATILE	1:43.806	1:44.028	(15)
16	777	S.GLASER	36.471	93	R.RUPPRECHTER	32.125	16	N.MATILE	36.781	16	777	S.GLASER	1:44.953	1:44.968	(16)
17	61	J.PEYRE	36.478	61	J.PEYRE	32.601	61	J.PEYRE	36.852	17	61	J.PEYRE	1:45.931	1:45.980	(17)
18	115	A.HASLER	40.857	115	A.HASLER	36.228	44	G.PEDETTI	39.988	18	115	A.HASLER	1:58.527	1:58.527	(18)
19	118	H.CLAUSNITZER	41.106	118	H.CLAUSNITZER	36.361	118	H.CLAUSNITZER	41.385	19	118	H.CLAUSNITZER	1:58.852	2:00.883	(19)
20	36	W.COLACINO	41.311	36	W.COLACINO	36.361	115	A.HASLER	41.442	20	44	G.PEDETTI	1:59.748		
21	44	G.PEDETTI	42.184	44	G.PEDETTI	37.576	36	W.COLACINO	42.326	21	36	W.COLACINO	1:59.998	2:00.885	(20)
22	55	E.ZECH	42.282	55	E.ZECH	39.969	55	E.ZECH	42.718	22	55	E.ZECH	2:04.969	2:04.969	(21)



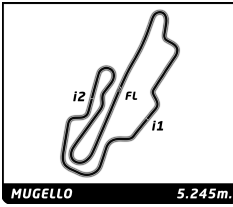
## BOSS GP

### Mugello Racing Weekend

### Qualifying

### Best Top Speed

No Driver	Team	Class	Top 1		Top 2		Top 3		Top 4		Top 5		Avg
			Kph	Lap	Kph	Lap	Kph	Lap	Kph	Lap	Kph	Lap	
1 Ingo GERSTL	Team Top Speed	F1	<b>323.6</b>	5	322.6	3	322.6	4	320.7	2	298.7	6	317,6
10 Antonio PIZZONIA	HS Engineering	OPEN	<b>298.7</b>	2	297.9	3	150.4	1					249,0
7 Ulf EHNINGER	ESBA-Racing	F1	<b>295.4</b>	8	294.6	7	293.8	4	293.8	5	292.3	6	294,0
74 Massimiliano CUCCARESE	M.M. Motorsport SRL	FORMULA	<b>291.5</b>	3	289.9	4	289.1	2	289.1	6	256.4	5	283,2
32 Simone COLOMBO	M.M. Motorsport SRL	FORMULA	<b>289.1</b>	3	288.4	4	287.6	5	286.9	2	286.9	6	287,8
66 Andreas FIEDLER	Fiedler Racing	FORMULA	<b>289.1</b>	5	288.4	6	288.4	7	288.4	9	287.6	4	288,4
27 Marco GHIOTTO	Scuderia Palladio SSD A RL	FORMULA	<b>288.4</b>	3	286.9	4	286.9	5	286.1	2	283.9	6	286,4
46 Alexander SEIBOLD	Seibold auto + sport	FORMULA	<b>288.4</b>	7	286.1	6	285.4	8	284.6	5	281.7	2	285,2
77 Vladimir NETUSIL	M.M. Motorsport SRL	FORMULA	<b>288.4</b>	4	288.4	5	287.6	2	287.6	3	136.6	1	257,7
43 Martin KINDLER	Jenzer Motorsport	FORMULA	<b>286.1</b>	3	284.6	4	284.6	5	283.9	6	280.2	2	283,9
93 Roland RUPPRECHTER	R&B Research and Wealth Management	FORMULA	<b>284.6</b>	8	283.9	5	282.4	4	282.4	7	280.2	2	282,7
61 Jean-Christophe PEYRE	ZIGZAG	FORMULA	<b>277.3</b>	6	274.5	8	273.9	7	273.9	5	272.5	10	274,4
11 Paul O'CONNELL	HS Engineering	FORMULA	<b>274.5</b>	4	273.2	5	273.2	6	273.2	7	272.5	2	273,3
55 Erich ZECH	Team Top Speed	FORMULA	<b>272.5</b>	7	260.7	5	254.6	6	243.2	4	131.6	1	232,5
16 Nicolas MATILE	ZIGZAG	FORMULA	<b>271.8</b>	6	271.1	7	270.4	8	270.4	5	269.1	9	270,6
56 Marco MINELLI	AM SPORT SYSTEM	FORMULA	<b>270.4</b>	7	267.1	6	267.1	8	265.8	5	265.2	4	267,1
81 Michael FISCHER	Red Rose Racing by LRT	FORMULA	<b>268.4</b>	2	268.4	3	139.4	1					225,4
777 Stephan GLASER	Jo Zeller Racing	SUPERLIGHTS	<b>264.5</b>	7	263.2	9	263.2	8	263.2	6	262.0	10	263,2
118 Henry CLAUSNITZER	WF Racing	SUPERLIGHTS	<b>238.4</b>	3	237.4	5	236.3	4	136.8	1	133.9	2	196,6
36 Walter COLACINO	Walter Colacino Racing	SUPERLIGHTS	<b>237.9</b>	7	235.8	8	235.8	9	233.3	6	231.8	5	234,9
115 Andreas HASLER	Hasler Motorsport	SUPERLIGHTS	<b>235.3</b>	6	234.3	2	231.8	7	228.9	5	226.0	4	231,3
44 Giancarlo PEDETTI	Scuderia Palladio SSD A RL	FORMULA	<b>103.5</b>	1									103,5
96 Simon JACKERMAIER	Team Top Speed	FORMULA											



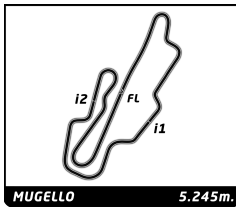
## BOSS GP

### Mugello Racing Weekend

### Qualifying

### Fastest Lap Sequence

Elapsed	No	Driver	Team	Car	Class	Time	Kph	Lap
3:25.543	1	Ingo GERSTL	Team Top Speed	F1 - STR1 2006	F1	<b>1:28.385</b>	213.6	2
6:21.597	1	Ingo GERSTL	Team Top Speed	F1 - STR1 2006	F1	<b>1:26.750</b>	217.7	4
7:48.247	1	Ingo GERSTL	Team Top Speed	F1 - STR1 2006	F1	<b>1:26.650</b>	217.9	5



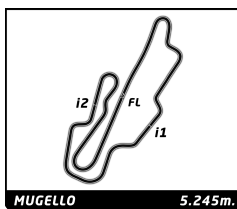
# BOSS GP

## Mugello Racing Weekend

### Qualifying

### Sector Analysis

_ Invalidated Lap							■ Personal Best							■ Session Best							B Crossing the pit lane																																																													
Lap	Time	Sector 1	Sector 2	Sector 3	T.Spd	Elapsed	Lap	Time	Sector 1	Sector 2	Sector 3	T.Spd	Elapsed	Lap	Time	Sector 1	Sector 2	Sector 3	T.Spd	Elapsed	Lap	Time	Sector 1	Sector 2	Sector 3	T.Spd	Elapsed																																																							
<b>1</b>	<b>Ingo GERSTL</b> AUT						Team Top Speed F1 - STR1 2006						3	1:35.624	33.342	29.171	33.111	288.4	5:18.931	4	1:35.930	33.476	29.027	33.427	286.9	6:54.861	5	1:50.566	39.419	36.791	34.356	286.9	8:45.427	6	1:36.610	33.448	29.683	33.479	283.9	10:22.037																																										
1	1:57.158	52.093	31.053	34.012	218.8	1:57.158	2	1:28.385	30.769	26.695	30.921	320.7	3:25.543	3	1:29.304	29.992	26.235	33.077	322.6	4:54.847	4	1:26.750	30.046	26.143	30.561	322.6	6:21.597	5	1:26.650	29.894	26.191	30.565	323.6	7:48.247	6	2:07.900B	35.515	30.445	1:01.940	298.7	9:56.147	7	2:07.749B					12:03.896																																		
<b>32</b>	<b>Simone COLOMBO</b> ITA						M.M. Motorsport SRL Dallara GP2/11 2011						1	2:16.185	1:04.325	35.108	36.752	172.3	2:16.185	2	1:35.313	33.595	28.851	32.867	286.9	3:51.498	3	1:33.380	32.622	27.970	32.788	289.1	5:24.878	4	1:52.988	39.378	36.956	36.654	288.4	7:17.866	5	1:33.264	32.756	27.714	32.794	287.6	8:51.130	6	1:34.124	32.651	28.149	33.324	286.9	10:25.254																												
<b>7</b>	<b>Ulf EHNINGER</b> DEU						ESBA-Racing F1 - B197 1997						1	15:25.906	...	37.639	38.644	144.8	15:25.906	2	9:56.997B	42.423	37.633	8:36.941	289.9	25:22.903	3	2:05.843	52.585	35.893	37.365	159.6	27:28.746	4	1:45.857	36.772	32.870	36.215	293.8	29:14.603	5	1:43.997	36.250	31.646	36.101	293.8	30:58.600	6	1:43.918	35.454	32.791	35.673	292.3	32:42.518	7	1:42.876	35.274	31.642	35.960	294.6	34:25.394	8	1:42.117	35.477	31.278	35.362	295.4	36:07.511														
<b>10</b>	<b>Antonio PIZZONIA</b> BRA						HS Engineering Dallara WS W8T12 2012						1	2:00.879	52.969	31.809	36.101	150.4	2:00.879	2	1:40.639	35.197	30.650	34.792	298.7	3:41.518	3	1:32.093	32.045	27.109	32.939	297.9	5:13.611																																																	
<b>11</b>	<b>Paul O'CONNELL</b> IRL						HS Engineering Dallara WS W8T12 2012						1	14:56.155	...	37.569	41.198	106.1	14:56.155	2	3:06.858B	40.336	32.648	1:53.874	272.5	18:03.013	3	9:11.344	7:56.391	35.696	39.257	143.8	27:14.357	4	1:49.457	37.743	34.094	37.620	274.5	29:03.814	5	1:44.426	37.116	30.984	36.326	273.2	30:48.240	6	1:44.560	36.263	32.318	35.979	273.2	32:32.800	7	1:43.445	36.469	31.480	35.496	273.2	34:16.245	8	1:41.286	35.697	30.032	35.557	272.5	35:57.531	9	1:42.010	35.226	31.090	35.694	271.8	37:39.541							
<b>43</b>	<b>Martin KINDLER</b> SUI						Jenzer Motorsport Dallara GP2/11 2011						1	3:09.305	1:46.625	40.685	41.995	131.6	3:09.305	2	1:46.177	38.305	32.215	35.657	280.2	4:55.482	3	1:39.840	35.022	30.154	34.664	286.1	6:35.322	4	1:38.363	34.393	29.389	34.581	284.6	8:13.685	5	1:37.756	33.899	29.548	34.309	284.6	9:51.441	6	1:37.979	33.869	29.549	34.561	283.9	11:29.420																												
<b>44</b>	<b>Giancarlo PEDETTI</b> ITA						Scuderia Palladio SSD A RL Dallara GP2/11 2011						1	15:12.154	...	37.576	39.988	103.5	15:12.154																																																															
<b>46</b>	<b>Alexander SEIBOLD</b> DEU						Seibold auto + sport Dallara GP2/05 2005						1	14:39.408	...	33.739	36.193	118.9	14:39.408	2	1:42.922	35.170	31.360	36.392	281.7	16:22.330	3	8:19.448B	56.834				122.4	24:41.778	4	2:20.955	1:13.204	32.369	35.382	143.8	27:02.733	5	1:39.319	34.555	30.439	34.325	284.6	28:42.052	6	1:50.011	34.904	37.421	37.686	286.1	30:32.063	7	1:51.383	39.775	35.425	36.183	288.4	32:23.446	8	1:42.094	35.548	31.153	35.393	285.4	34:05.540													
<b>55</b>	<b>Erich ZECH</b> DEU						Team Top Speed Dallara GP2/11 2011						1	16:13.309	...	43.642	46.359	131.6	16:13.309	2	9:43.489B	1:02.104				131.0	25:56.798	3	2:29.096	57.572	43.957	47.567	119.5	28:25.894	4	2:12.327	46.346	42.364	43.617	243.2	30:38.221	5	2:15.705	44.137	45.070	46.498	260.7	32:53.926																																		
<b>16</b>	<b>Nicolas MATILE</b> MCO						ZIGZAG Lola AutoGP 2005						1	14:58.619	...	40.399	44.458	131.9	14:58.619	2	9:52.683B	41.938	36.371	8:34.374	265.8	24:51.302	3	2:28.996	1:12.242	37.118	39.636	125.5	27:20.298	4	1:50.968	38.731	34.536	37.701	266.5	29:11.266	5	1:47.622	36.798	33.013	37.811	270.4	30:58.888	6	1:45.594	36.820	31.993	36.781	271.8	32:44.482	7	1:44.677	35.515	31.648	37.514	271.1	34:29.159	8	1:44.028	35.448	31.679	36.901	270.4	36:13.187	9	1:44.960	35.938	31.806	37.216	269.1	37:58.147	10	1:44.478	36.064	31.577	36.837	266.5	39:42.625
<b>27</b>	<b>Marco GHIOTTO</b> ITA						Scuderia Palladio SSD A RL Dallara GP2/11 2011						1	2:06.361	56.603	34.565	35.193	202.5	2:06.361	2	1:36.946	33.892	29.674	33.380	286.1	3:43.307																																																								



**BOSS GP**  
Mugello Racing Weekend  
Qualifying

Sector Analysis

— Invalidated Lap

■ Personal Best

■ Session Best

B Crossing the pit lane

Lap	Time	Sector 1	Sector 2	Sector 3	T.Spd	Elapsed
6	2:10.742	43.415	43.358	43.969	254.6	35:04.668
7	<b>2:04.969</b>	<b>42.282</b>	<b>39.969</b>	<b>42.718</b>	272.5	37:09.637

<b>56</b>	<b>Marco MINELLI</b> ITA AM SPORT SYSTEM Dallara WS W8T12 2012
1	15:08.526 ... 37.097 38.330 68.7 15:08.526
2	10:00.538 <b>B</b> 41.273 33.967 8:45.298 227.4 25:09.064
3	2:12.292 57.693 37.458 37.141 96.8 27:21.356
4	1:46.873 37.677 31.979 37.217 265.2 29:08.229
5	1:43.736 35.518 32.998 35.220 265.8 30:51.965
6	1:41.547 35.159 31.802 <b>34.586</b> 267.1 32:33.512
7	1:45.922 36.176 31.830 37.916 270.4 34:19.434
8	<b>1:39.755</b> <b>34.933</b> 29.963 34.859 267.1 35:59.189
9	1:47.642 34.986 32.690 39.966 265.2 37:46.831
10	1:43.551 35.098 <b>29.589</b> 38.864 264.5 39:30.382

<b>61</b>	<b>Jean-Christophe PEYRE</b> FRA ZIGZAG Lola AutoGP 2005
1	15:08.304 ... 44.645 48.097 116.2 15:08.304
2	9:31.226 <b>B</b> 45.556 45.608 8:00.062 234.3 24:39.530
3	2:34.205 1:17.854 37.116 39.235 140.1 27:13.735
4	1:51.768 37.975 33.929 39.864 270.4 29:05.503
5	1:54.217 37.429 36.301 40.487 273.9 30:59.720
6	1:50.490 37.435 33.182 39.873 277.3 32:50.210
7	1:46.361 36.703 32.806 <b>36.852</b> 273.9 34:36.571
8	1:52.320 39.214 33.970 39.136 274.5 36:28.891
9	1:46.612 36.747 32.706 37.159 271.8 38:15.503
10	<b>1:45.980</b> <b>36.478</b> <b>32.601</b> 36.901 272.5 40:01.483

<b>66</b>	<b>Andreas FIEDLER</b> DEU Fiedler Racing Dallara GP2/08 2011
1	25:17.662 <b>B</b> ... 42.789 8:32.620 151.4 25:17.662
2	2:07.996 53.568 36.645 37.783 139.7 27:25.658
3	1:44.644 37.193 31.738 35.713 283.9 29:10.302
4	1:45.615 36.158 33.244 36.213 287.6 30:55.917
5	1:43.020 35.590 32.261 <b>35.169</b> 289.1 32:38.937
6	1:45.416 35.823 33.092 36.501 288.4 34:24.353
7	1:42.375 35.884 31.102 35.389 288.4 36:06.728
8	<b>1:41.460</b> 35.391 <b>30.477</b> 35.592 286.9 37:48.188
9	1:43.001 <b>35.299</b> 31.219 36.483 288.4 39:31.189

<b>74</b>	<b>Massimiliano CUCCARESE</b> ITA M.M. Motorsport SRL Dallara GP2/11 2011
1	2:19.247 1:05.955 36.229 37.063 164.0 2:19.247
2	1:39.518 35.520 30.055 33.943 289.1 3:58.765
3	1:35.811 33.551 29.035 33.225 291.5 5:34.576
4	1:35.436 33.045 29.328 33.063 289.9 7:10.012
5	1:54.906 40.902 38.313 35.691 256.4 9:04.918
6	<b>1:34.100</b> <b>33.036</b> <b>28.204</b> <b>32.860</b> 289.1 10:39.018

<b>77</b>	<b>Vladimir NETUSIL</b> CZE M.M. Motorsport SRL Dallara GP2/11 2011
1	2:36.571 1:26.745 33.426 36.400 136.6 2:36.571
2	1:44.776 37.051 32.303 35.422 287.6 4:21.347
3	1:39.168 34.846 29.974 34.348 287.6 6:00.515
4	1:36.826 33.680 <b>29.108</b> 34.038 288.4 7:37.341
5	<b>1:36.182</b> 33.634 29.120 <b>33.428</b> 288.4 9:13.523

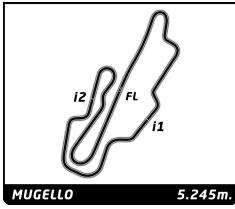
<b>81</b>	<b>Michael FISCHER</b> AUT Red Rose Racing by LRT Dallara GP2/05 2005
1	14:44.267 ... 37.436 37.122 139.4 14:44.267
2	23:48.834 ... 34.795 36.586 268.4 38:33.101
3	<b>1:41.274</b> <b>35.303</b> <b>30.756</b> <b>35.215</b> 268.4 40:14.375

<b>93</b>	<b>Roland RUPPRECHTER</b> AUT R&B Research and Wealth Manager Dallara GP2/05 2005
1	15:03.851 ... 41.951 42.084 96.9 15:03.851
2	10:11.921 <b>B</b> 41.372 37.233 8:53.316 280.2 25:15.772
3	2:12.485 56.243 38.012 38.230 127.6 27:28.257
4	1:48.017 38.836 32.999 36.182 282.4 29:16.274
5	1:44.446 36.319 <b>32.125</b> 36.002 283.9 31:00.720
6	1:59.586 43.070 37.648 38.868 197.7 33:00.306
7	2:01.138 39.027 38.395 43.716 282.4 35:01.444
8	<b>1:43.935</b> <b>36.176</b> 32.297 <b>35.462</b> 284.6 36:45.379

<b>115</b>	<b>Andreas HASLER</b> AUT Hasler Motorsport Dallara WS T08 2009
1	16:00.483 ... 1:01.887 45.994 138.3 16:00.483
2	9:19.282 <b>B</b> 48.224 ... 234.3 25:19.765
3	2:23.084 55.501 41.924 45.659 140.3 27:42.849
4	2:07.018 43.930 39.534 43.554 226.0 29:49.867
5	2:00.312 41.800 36.755 41.757 228.9 31:50.179
6	<b>1:58.527</b> <b>40.857</b> <b>36.228</b> <b>41.442</b> 235.3 33:48.706
7	1:59.528 41.064 36.590 41.874 231.8 35:48.234

<b>118</b>	<b>Henry CLAUSNITZER</b> DEU WF Racing Tatuus F. Renault V6 2003
1	26:08.446 <b>B</b> ... 39.848 ... 136.8 26:08.446
2	2:18.440 53.010 41.332 44.098 133.9 28:26.886
3	2:03.120 42.956 38.062 42.102 238.4 30:30.006
4	2:01.182 42.364 37.433 <b>41.385</b> 236.3 32:31.188
5	<b>2:00.883</b> 41.330 36.840 42.713 237.4 34:32.071

<b>777</b>	<b>Stephan GLASER</b> SUI Jo Zeller Racing Dallara WS V6 T08 2008
1	15:48.533 ... 37.512 40.535 164.7 15:48.533
2	9:50.965 <b>B</b> 42.295 ... 257.0 25:39.498
3	2:02.932 47.053 36.387 39.492 161.1 27:42.430
4	1:49.366 38.068 33.426 37.872 259.5 29:31.796
5	1:47.012 36.785 33.458 36.769 262.0 31:18.808
6	1:47.138 37.487 32.828 36.823 263.2 33:05.946
7	1:50.046 37.122 34.942 37.982 264.5 34:55.992
8	1:45.805 <b>36.471</b> 32.472 36.862 263.2 36:41.797
9	1:47.870 37.359 33.612 36.899 263.2 38:29.667
10	<b>1:44.968</b> 36.486 <b>31.845</b> <b>36.637</b> 262.0 40:14.635

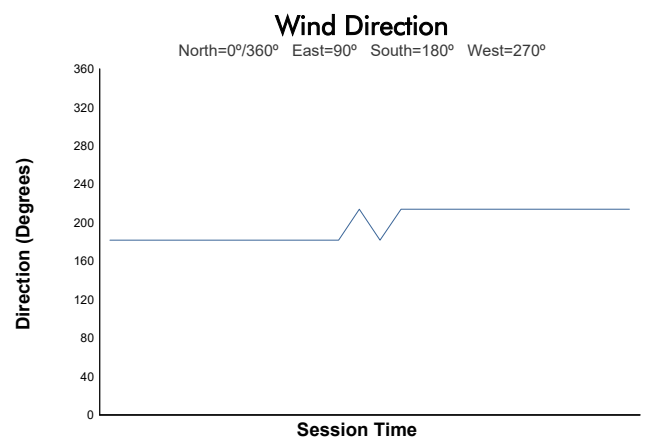
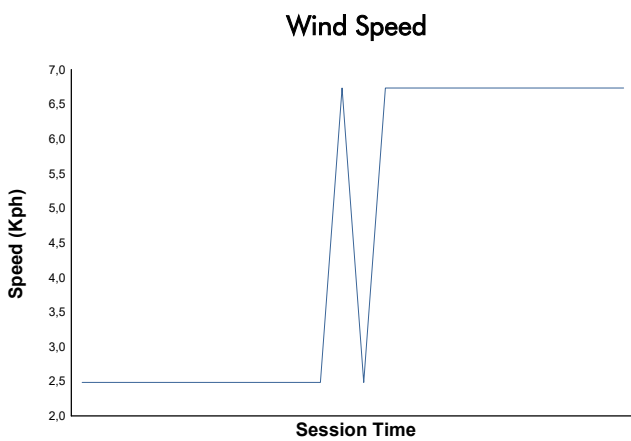
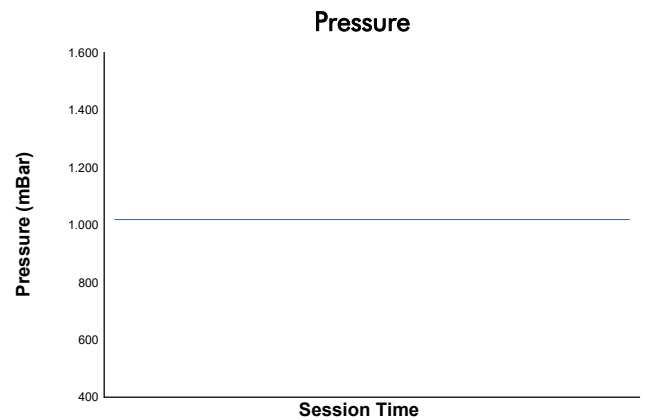
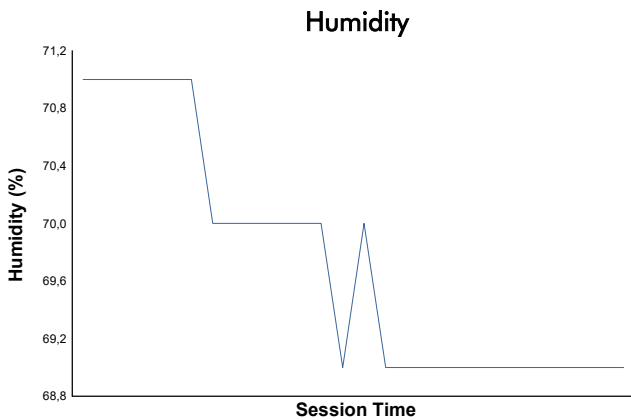
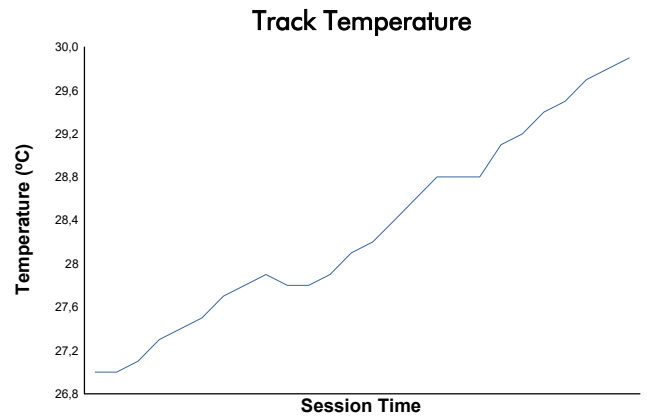
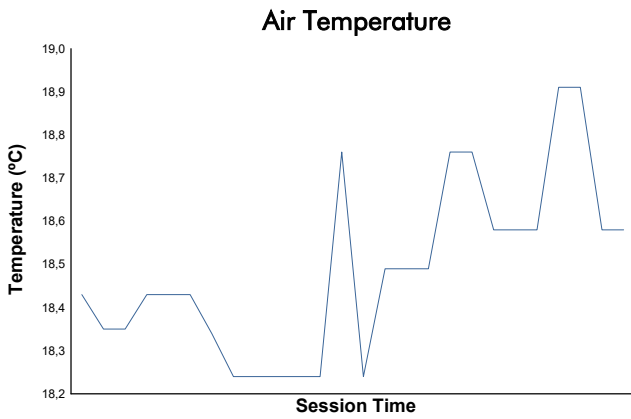


# Mugello Racing Weekend

## BOSS GP

### Qualifying

### Weather Report



Track Status: **DRY**