



BOSS GP
Mugello Racing Weekend
Race 2 (20 Minutes)

Doc. n. **5.58/1**
Log.

MUGELLO 5.245m

Final Classification

No	Driver	Nat	Team	Car	Cl.	Laps	Total Time	Gap	Kph	Best Lap		
										Lap	Time	Kph
1	10 Antonio PIZZONIA	BRA	HS Engineering	Dallara WS W8T12 2012	OPEN	10	20:13.490	-	155.6	5	1:33.717	201.5
2	32 Simone COLOMBO	ITA	M.M. Motorsport SRL	Dallara GP2/11 2011	FORMUL	10	20:16.531	+3.041	155.2	4	1:36.122	196.4
3	74 Massimiliano CUCCARESE	ITA	M.M. Motorsport SRL	Dallara GP2/11 2011	FORMUL	10	20:16.693	+3.203	155.2	4	1:36.357	196.0
4	27 Marco GHIOTTO	ITA	Scuderia Palladio SSD A RL	Dallara GP2/11 2011	FORMUL	10	20:17.528	+4.038	155.1	4	1:36.252	196.2
5	43 Martin KINDLER	SUI	Jenzer Motorsport	Dallara GP2/11 2011	FORMUL	10	20:17.795	+4.305	155.1	4	1:39.533	189.7
6	11 Paul O'CONNELL	IRL	HS Engineering	Dallara WS W8T12 2012	FORMUL	10	20:19.633	+6.143	154.8	4	1:39.209	190.3
7	93 Roland RUPPRECHTER	AUT	R&B Research and Wealth Management	Dallara GP2/05 2005	FORMUL	10	20:21.498	+8.008	154.6	4	1:48.159	174.6
8	16 Nicolas MATILE	MCO	ZIGZAG	Lola AutoGP 2005	FORMUL	10	20:22.810	+9.320	154.4	4	1:47.681	175.4
9	7777 Stephan GLASER	SUI	Jo Zeller Racing	Dallara WS V6 T08 2008	SUPERLIG	10	20:22.863	+9.373	154.4	4	1:48.218	174.5
10	44 Giancarlo PEDETTI	ITA	Scuderia Palladio SSD A RL	Dallara GP2/11 2011	FORMUL	10	20:22.931	+9.441	154.4	3	1:44.896	180.0
11	61 Jean-Christophe PEYRE	FRA	ZIGZAG	Lola AutoGP 2005	FORMUL	10	20:24.283	+10.793	154.2	3	1:48.920	173.4
12	115 Andreas HASLER	AUT	Hasler Motorsport	Dallara WS T08 2009	SUPERLIG	10	20:49.214	+35.724	151.2	9	1:56.811	161.6
13	1 Ingo GERSTL	AUT	Team Top Speed	F1 - STR1 2006	F1	10	21:09.891	+56.401	148.7	5	1:32.676	203.7
14	118 Henry CLAUSNITZER	DEU	WF Racing	Tatuus F. Renault V6 2003	SUPERLIG	9	20:15.902	1 Lap	139.8	3	1:58.559	159.3
15	46 Alexander SEIBOLD	DEU	Seibold auto + sport	Dallara GP2/05 2005	FORMUL	9	20:20.809	1 Lap	139.2	3	1:45.810	178.5
16	81 Michael FISCHER	AUT	Red Rose Racing by LRT	Dallara GP2/05 2005	FORMUL	8	15:52.057	2 Laps	158.7	3	1:39.274	190.2
17	55 Erich ZECH	DEU	Team Top Speed	Dallara GP2/11 2011	FORMUL	5	12:22.320	5 Laps	127.2	2	2:07.807	147.7
18	77 Vladimir NETUSIL	CZE	M.M. Motorsport SRL	Dallara GP2/11 2011	FORMUL	4	7:53.655	6 Laps	159.5	4	1:36.529	195.6
19	36 Waller COLACINO	ITA	Walter Colacino Racing	Lola F3000 T96 50 1998	SUPERLIG	3	8:00.276	7 Laps	117.9	2	2:06.194	149.6
20	7 UIF EHNINGER	DEU	ESBA-Racing	F1 - B197 1997	F1	1	2:57.480	9 Laps	106.4			

Not classified

56 Marco MINELLI	ITA	AM SPORT SYSTEM	Dallara WS W8T12 2012	FORMUL
96 Simon JACKERMAIER	DEU	Team Top Speed	Dallara GP2/11 2011	FORMUL

Pole Position:

Ingo GERSTL 1:26.650 217.9 Kph

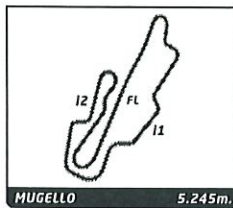
Fastest Lap:

Lap5 Ingo GERSTL 1:32.676 203.7 Kph

Published at: **13.25**

Track Status: **DRY**

Stewards: Maria Grazia ARBERI CSAI 26127 	Gianluca NATALONI CSAI 338031 	Antonia MARMILLATA CSAI 371681 	Timekeeper: Andrea RAPI
---	--------------------------------------	---------------------------------------	-----------------------------------



BOSS GP

Mugello Racing Weekend

Race 2 (20 Minutes)

Doc. n. 550/2
Log.

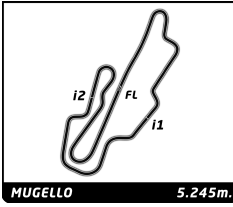
Final Classification by Class

No	Driver	Nat	Team	Car	Laps	Total Time	Gap	Kph	Best Lap			
									Lap	Time	Kph	
F1												
1	Ingo GERSTL	AUT	Team Top Speed	F1 - STR1 2006	10	21:09.891		148.7	5	1:32.676	203.7	
2	Ulf EHNINGER	DEU	ESBA-Racing	F1 - B197 1997	1	2:57.480	9 Laps	106.4				
OPEN												
1	Antonio PIZZONIA	BRA	HS Engineering	Dallara WS W8T12 2012	10	20:13.490		155.6	5	1:33.717	201.5	
FORMULA												
1	32 Simone COLOMBO	ITA	M.M. Motorsport SRL	Dallara GP2/11 2011	10	20:16.531		155.2	4	1:36.122	196.4	
2	74 Massimiliano CUCCARESE	ITA	M.M. Motorsport SRL	Dallara GP2/11 2011	10	20:16.693	+0.162	155.2	4	1:36.357	196.0	
3	27 Marco GHIOTTO	ITA	Scuderia Palladio SSD A RL	Dallara GP2/11 2011	10	20:17.528	+0.997	155.1	4	1:36.252	196.2	
4	43 Martin KINDLER	SUI	Jenzer Motorsport	Dallara GP2/11 2011	10	20:17.795	+1.264	155.1	4	1:39.533	189.7	
5	11 Paul O'CONNELL	IRL	HS Engineering	Dallara WS W8T12 2012	10	20:19.633	+3.102	154.8	4	1:39.209	190.3	
6	93 Roland RUPPRECHTER	AUT	R&B Research and Wealth Management	Dallara GP2/05 2005	10	20:21.498	+4.967	154.6	4	1:48.159	174.6	
7	16 Nicolas MATILE	MCO	ZIGZAG	Lola AutoGP 2005	10	20:22.810	+6.279	154.4	4	1:47.681	175.4	
8	44 Giancarlo PEDETTI	ITA	Scuderia Palladio SSD A RL	Dallara GP2/11 2011	10	20:22.931	+6.400	154.4	3	1:44.896	180.0	
9	61 Jean-Christophe PEYRE	FRA	ZIGZAG	Lola AutoGP 2005	10	20:24.283	+7.752	154.2	3	1:48.920	173.4	
10	46 Alexander SEIBOLD	DEU	Seibold auto + sport	Dallara GP2/05 2005	9	20:20.809	1 Lap	139.2	3	1:45.810	178.5	
11	81 Michael FISCHER	AUT	Red Rose Racing by LRT	Dallara GP2/05 2005	8	15:52.057	2 Laps	158.7	3	1:39.274	190.2	
12	55 Erich ZECH	DEU	Team Top Speed	Dallara GP2/11 2011	5	12:22.320	5 Laps	127.2	2	2:07.807	147.7	
13	77 Vladimir NETUSIL	CZE	M.M. Motorsport SRL	Dallara GP2/11 2011	4	7:53.655	6 Laps	159.5	4	1:36.529	195.6	
Not classified												
56	Marco MINELLI	ITA	AM SPORT SYSTEM	Dallara WS W8T12 2012			10 Laps					
96	Simon JACKERMAIER	DEU	Team Top Speed	Dallara GP2/11 2011			10 Laps					
SUPERLIGHTS												
1	777 Stephan GLASER	SUI	Jo Zeller Racing	Dallara WS V6 T08 2008	10	20:22.863		154.4	4	1:48.218	174.5	
2	115 Andreas HASLER	AUT	Hasler Motorsport	Dallara WS T08 2009	10	20:49.214	+26.351	151.2	9	1:56.811	161.6	
3	118 Henry CLAUSNITZER	DEU	WF Racing	Tatus F. Renault V6 2003	9	20:15.902	1 Lap	139.8	3	1:58.559	159.3	
4	36 Walter COLACINO	ITA	Walter Colacino Racing	Lola F3000 T96 50 1998	3	8:00.276	7 Laps	117.9	2	2:06.194	149.6	

Published at: 13:25

Track Status: **DRY**

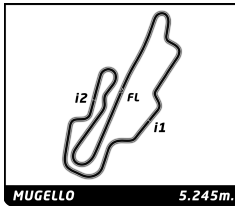
Stewards:			Timekeeper:	
Maria Grazia ARBERI CSAI 26127	Gianluca NATALONI CSAI 338031	Antonia MARMILLATA CSAI 371681	Andrea RAPI	



BOSS GP
Mugello Racing Weekend
Race 2

Lap Chart

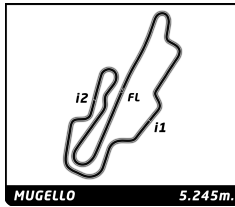
No	Pos	Grid	Lap										
			1	2	3	4	5	6	7	8	9	10	
1	1	1	1	1	1	1	1	1	1	1	1	1	10
7	2	7	7	10	10	10	10	10	10	10	10	10	32
10	7	10	10	32	32	32	32	32	32	32	32	32	74
32	8	32	32	74	74	74	74	74	74	74	74	74	27
74	9	74	74	27	27	27	27	27	27	27	27	27	43
27	10	27	27	77	77	77	43	43	43	43	43	43	11
77	11	77	77	43	43	43	11	11	11	11	11	11	93
43	12	43	43	81	81	11	81	81	81	81	81	93	16
46	13	46	81	11	11	81	93	93	93	93	93	16	777
81	14	81	11	93	93	93	16	16	16	16	44	44	44
11	15	11	93	777	777	16	44	44	44	44	777	61	61
93	16	93	16	16	16	777	777	777	777	777	61	115	115
16	17	16	777	61	61	44	61	61	61	61	115	1	1
777	18	777	61	44	44	61	115	115	115	115	118	118	118
56	19	56	115	115	115	115	118	118	118	118	46	46	46
61	20	61	118	118	118	118	55	46	46	46			
115	21	115	44	36	55	55	46						
118	22	118	36	55	36	46							
36		36	55	46	46								
55		55	46										
44		44											
96		96											



BOSS GP Mugello Racing Weekend Race 2

Best Sector Times

Sector 1			Sector 2			Sector 3			Ideal Lap	Best Lap	
Pos	No Driver	Time	No Driver	Time	No Driver	Time	Pos	No Driver			
1	1 I.GERSTL	32.071	1 I.GERSTL	27.944	1 I.GERSTL	32.064	1	1 I.GERSTL	1:32.079	1:32.676	(1)
2	10 A.PIZZONIA	32.513	10 A.PIZZONIA	28.013	10 A.PIZZONIA	32.790	2	10 A.PIZZONIA	1:33.316	1:33.717	(2)
3	32 S.COLOMBO	33.285	32 S.COLOMBO	28.787	32 S.COLOMBO	33.340	3	32 S.COLOMBO	1:35.412	1:36.122	(3)
4	27 M.GHIOTTO	33.300	77 V.NETUSIL	28.990	74 M.CUCCARESE	33.384	4	74 M.CUCCARESE	1:36.044	1:36.357	(5)
5	77 V.NETUSIL	33.455	74 M.CUCCARESE	29.137	27 M.GHIOTTO	33.538	5	77 V.NETUSIL	1:36.077	1:36.529	(6)
6	74 M.CUCCARESE	33.523	27 M.GHIOTTO	29.287	77 V.NETUSIL	33.632	6	27 M.GHIOTTO	1:36.125	1:36.252	(4)
7	81 M.FISCHER	34.139	43 M.KINDLER	29.943	81 M.FISCHER	34.343	7	81 M.FISCHER	1:38.852	1:39.274	(8)
8	11 P.O'CONNELL	34.187	11 P.O'CONNELL	29.965	43 M.KINDLER	34.495	8	43 M.KINDLER	1:38.874	1:39.533	(9)
9	43 M.KINDLER	34.436	81 M.FISCHER	30.370	11 P.O'CONNELL	34.865	9	11 P.O'CONNELL	1:39.017	1:39.209	(7)
10	46 A.SEIBOLD	36.083	44 G.PEDETTI	32.028	44 G.PEDETTI	36.051	10	44 G.PEDETTI	1:44.567	1:44.896	(10)
11	61 J.PEYRE	36.397	46 A.SEIBOLD	32.383	46 A.SEIBOLD	36.188	11	46 A.SEIBOLD	1:44.654	1:45.810	(11)
12	44 G.PEDETTI	36.488	777 S.GLASER	32.780	93 R.RUPPRECHTER	36.840	12	93 R.RUPPRECHTER	1:46.782	1:48.159	(13)
13	16 N.MATILE	36.748	61 J.PEYRE	33.030	16 N.MATILE	37.150	13	61 J.PEYRE	1:46.858	1:48.920	(15)
14	93 R.RUPPRECHTER	36.816	93 R.RUPPRECHTER	33.126	777 S.GLASER	37.180	14	777 S.GLASER	1:47.107	1:48.218	(14)
15	777 S.GLASER	37.147	16 N.MATILE	33.334	61 J.PEYRE	37.431	15	16 N.MATILE	1:47.232	1:47.681	(12)
16	115 A.HASLER	39.753	115 A.HASLER	35.252	115 A.HASLER	40.550	16	115 A.HASLER	1:55.555	1:56.811	(16)
17	118 H.CLAUSNITZER	40.623	118 H.CLAUSNITZER	36.934	118 H.CLAUSNITZER	40.899	17	118 H.CLAUSNITZER	1:58.456	1:58.559	(17)
18	36 W.COLACINO	41.827	36 W.COLACINO	38.059	36 W.COLACINO	44.486	18	36 W.COLACINO	2:04.372	2:06.194	(18)
19	55 E.ZECH	43.679	55 E.ZECH	39.391	55 E.ZECH	44.553	19	55 E.ZECH	2:07.623	2:07.807	(19)



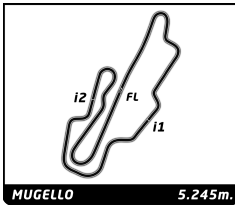
BOSS GP

Mugello Racing Weekend

Race 2

Best Top Speed

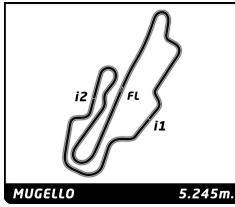
No Driver	Team	Class	Top 1		Top 2		Top 3		Top 4		Top 5		Avg
			Kph	Lap	Kph	Lap	Kph	Lap	Kph	Lap	Kph	Lap	
1 Ingo GERSTL	Team Top Speed	F1	317.9	4	316.0	5	316.0	3	303.7	2	293.0	6	309,3
10 Antonio PIZZONIA	HS Engineering	OPEN	300.3	6	300.3	5	300.3	4	298.7	3	289.9	2	297,9
81 Michael FISCHER	Red Rose Racing by LRT	FORMULA	293.8	2	291.5	4	289.1	5	287.6	3	274.5	6	287,3
77 Vladimir NETUSIL	M.M. Motorsport SRL	FORMULA	292.3	3	292.3	4	284.6	2					289,7
74 Massimiliano CUCCARESE	M.M. Motorsport SRL	FORMULA	291.5	6	291.5	3	290.7	4	289.1	5	286.9	2	289,9
27 Marco GHIOTTO	Scuderia Palladio SSD A RL	FORMULA	290.7	5	290.7	3	289.9	4	288.4	6	287.6	2	289,5
32 Simone COLOMBO	M.M. Motorsport SRL	FORMULA	287.6	2	286.9	3	286.1	5	286.1	4	285.4	6	286,4
43 Martin KINDLER	Jenzer Motorsport	FORMULA	287.6	2	286.9	3	285.4	4	284.6	5	283.1	6	285,5
44 Giancarlo PEDETTI	Scuderia Palladio SSD A RL	FORMULA	286.9	4	284.6	5	283.1	3	279.5	2	268.4	9	280,5
46 Alexander SEIBOLD	Seibold auto + sport	FORMULA	284.6	4	282.4	3	282.4	8	281.7	5	280.9	9	282,4
93 Roland RUPPRECHTER	R&B Research and Wealth Management	FORMULA	284.6	4	283.9	10	282.4	9	280.9	5	280.2	6	282,4
61 Jean-Christophe PEYRE	ZIGZAG	FORMULA	276.6	4	275.2	5	274.5	10	274.5	9	274.5	3	275,1
11 Paul O'CONNELL	HS Engineering	FORMULA	273.9	4	273.9	2	273.2	5	273.2	3	269.8	6	272,8
16 Nicolas MATILE	ZIGZAG	FORMULA	271.8	3	269.8	5	269.1	2	268.4	9	267.8	4	269,4
777 Stephan GLASER	Jo Zeller Racing	SUPERLIGHTS	268.4	10	267.1	5	265.8	9	265.8	6	265.2	4	266,5
55 Erich ZECH	Team Top Speed	FORMULA	258.9	2	244.9	3	205.9	4	191.1	5			225,2
115 Andreas HASLER	Hasler Motorsport	SUPERLIGHTS	246.0	9	245.4	2	244.9	10	243.8	8	241.6	3	244,3
118 Henry CLAUSNITZER	WF Racing	SUPERLIGHTS	240.0	2	239.5	3	239.5	4	237.9	5	237.4	8	238,9
36 Walter COLACINO	Walter Colacino Racing	SUPERLIGHTS	232.8	2	232.8	3							232,8
7 Ulf EHNINGER	ESBA-Racing	F1											
56 Marco MINELLI	AM SPORT SYSTEM	FORMULA											
96 Simon JACKERMAIER	Team Top Speed	FORMULA											



BOSS GP
Mugello Racing Weekend
Race 2

Leader Sequence by Class

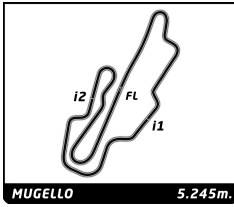
No	Driver	Team	Car	Start Lap	End Lap	Laps	Total Laps
F1							
1	Ingo GERSTL	Team Top Speed	F1 - STR1 2006	1	10	10	10
FORMULA							
32	Simone COLOMBO	M.M. Motorsport SRL	Dallara GP2/11 2011	1	10	10	10
OPEN							
10	Antonio PIZZONIA	HS Engineering	Dallara WS W8T12 2012	1	10	10	10
SUPERLIGHTS							
777	Stephan GLASER	Jo Zeller Racing	Dallara WS V6 T08 2008	1	10	10	10



BOSS GP
Mugello Racing Weekend
Race 2

Fastest Lap Sequence

Elapsed	No	Driver	Team	Car	Class	Time	Kph	Lap
4:30.890	1	Ingo GERSTL	Team Top Speed	F1 - STR1 2006	F1	1:34.647	199.5	2
6:04.488	1	Ingo GERSTL	Team Top Speed	F1 - STR1 2006	F1	1:33.598	201.7	3
9:11.020	1	Ingo GERSTL	Team Top Speed	F1 - STR1 2006	F1	1:32.676	203.7	5



BOSS GP

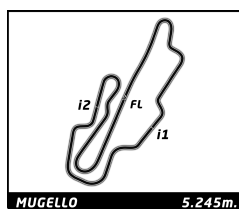
Mugello Racing Weekend

Race 2

Analysis by lap

Lapped ■

No	Lap Time	Gap	No	Lap Time	Gap	No	Lap Time	Gap	No	Lap Time	Gap	No	Lap Time	Gap					
Lap 1																			
1	2:56.243	0.000	16	1:50.102	41.347	46	2:04.915	1 Lap	44	1:48.559	46.330								
7	2:57.480	1.237	61	1:48.920	42.807	93	2:02.379	1:22.612	777	1:48.758	47.526								
10	2:57.516	1.273	44	1:44.896	44.358	16	2:02.953	1:24.059	61	1:49.109	50.506								
32	2:58.242	1.999	115	1:57.003	1:01.325	44	2:03.301	1:24.637	115	1:56.811	1:17.797								
74	2:58.988	2.745	118	1:58.559	1:04.602	777	2:03.109	1:25.703											
27	2:59.251	3.008	Lap 4																
77	2:59.357	3.114	1	1:33.856															
43	2:59.970	3.727	10	1:33.873	2.377	Lap 7													
81	3:00.477	4.234	32	1:36.122	12.111	1	1:58.613												
11	3:01.466	5.223	55	2:11.774	1 Lap	10	2:07.586	9.376											
93	3:03.488	7.245	74	1:36.357	13.468	118	2:36.310	1 Lap											
16	3:04.338	8.095	27	1:36.252	14.256	32	2:21.207	49.533											
777	3:04.957	8.714	77	1:36.529	15.311	74	2:20.437	50.086											
61	3:05.814	9.571	36	2:39.496	1 Lap	27	2:20.757	50.645											
115	3:07.672	11.429	43	1:39.533	23.365	43	2:18.713	51.391											
118	3:09.024	12.781	11	1:39.209	24.481	11	2:18.428	51.840											
44	3:13.785	17.542	81	1:40.283	24.560	81	2:19.113	53.539											
36	3:14.586	18.343	46	1:45.810	1 Lap	46	2:12.531	1 Lap											
55	3:32.202	35.959	93	1:48.159	54.734	93	2:11.249	1:35.248											
Lap 2																			
1	1:34.647		16	1:47.681	55.172	16	2:10.585	1:36.031											
10	1:34.991	1.617	777	1:48.218	55.606	44	2:10.472	1:36.496											
32	1:39.574	6.926	44	1:45.561	56.063	777	2:10.123	1:37.213											
74	1:39.899	7.997	61	1:49.188	58.139	61	2:09.958	1:37.745											
27	1:40.162	8.523	115	1:56.948	1:24.417	115	1:58.453	1:56.281											
77	1:40.640	9.107	118	1:59.646	1:30.392														
46	4:42.392	1 Lap	Lap 5																
43	1:42.551	11.631	1	1:32.676		1	1:58.839												
81	1:42.870	12.457	10	1:33.717	3.418	10	1:52.488	3.025											
11	1:42.525	13.101	32	1:36.929	16.364	118	2:01.242	1 Lap											
93	1:50.888	23.486	74	1:36.481	17.273	32	1:58.863	49.557											
777	1:50.166	24.233	27	1:36.425	18.005	74	1:58.744	49.991											
16	1:51.395	24.843	43	1:42.265	32.954	27	1:58.792	50.598											
61	1:52.561	27.485	11	1:41.217	33.022	43	1:58.862	51.414											
44	1:50.165	33.060	81	1:41.496	33.380	11	1:58.901	51.902											
115	2:01.138	37.920	55	2:10.397	1 Lap	81	1:57.682	52.382											
118	2:01.507	39.641	46	1:48.098	1 Lap	46	1:53.098	1 Lap											
36	2:06.194	49.890	93	1:49.378	1:11.436	93	1:53.554	1:29.963											
55	2:07.807	1:09.119	16	1:49.813	1:12.309	16	1:54.200	1:31.392											
Lap 3																			
1	1:33.598		44	1:49.152	1:12.539	44	1:54.292	1:31.949											
10	1:34.341	2.360	777	1:50.867	1:13.797	777	1:54.572	1:32.946											
32	1:36.517	9.845	61	1:49.596	1:15.059	61	1:56.669	1:35.575											
74	1:36.568	10.967	115	1:57.915	1:49.656	115	1:57.722	1:55.164											
27	1:36.935	11.860	Lap 6																
77	1:37.129	12.638	1	1:51.203		1	2:34.178												
43	1:39.655	17.688	10	1:48.188	0.403	10	2:32.669	1.516											
81	1:39.274	18.133	118	2:02.653	1 Lap	118	1:58.720	1 Lap											
11	1:39.625	19.128	32	2:01.778	26.939	32	1:58.827	14.206											
46	2:02.047	1 Lap	74	2:02.192	28.262	74	1:58.859	14.672											
93	1:50.543	40.431	27	2:01.699	28.501	27	1:58.689	15.109											
777	1:50.609	41.244	43	1:49.540	31.291	43	1:58.350	15.586											
Lap 7																			
			11	1:50.206	32.025	11	1:58.693	16.417											
			81	1:50.862	33.039	46	1:48.392	1 Lap											
			55	2:20.140	1 Lap	93	1:48.253	44.038											
						16	1:48.747	45.961											



BOSS GP

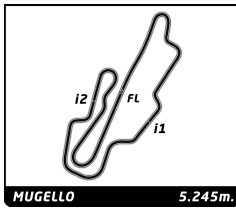
Mugello Racing Weekend

Race 2

Sector Analysis

— Invalidated Lap ■ Personal Best ■ Session Best B Crossing the pit lane

Lap	Time	Sector 1	Sector 2	Sector 3	T.Spd	Elapsed	Lap	Time	Sector 1	Sector 2	Sector 3	T.Spd	Elapsed		
1	Ingo GERSTL						AUT	27	Marco GHIOTTO						ITA
Team Top Speed							Scuderia Palladio SSD A RL								
F1 - STR1 2006							Dallara GP2/11 2011								
1	2:56.243	58.270	53.510	1:04.463		2:56.243	1	2:59.251	1:09.647	47.088	1:02.516		2:59.251		
2	1:34.647	34.227	28.239	32.181	303.7	4:30.890	2	1:40.162	35.875	30.473	33.814	287.6	4:39.413		
3	1:33.598	32.277	28.724	32.597	316.0	6:04.488	3	1:36.935	33.744	29.568	33.623	290.7	6:16.348		
4	1:33.856	32.071	29.038	32.747	317.9	7:38.344	4	1:36.252	33.300	29.326	33.626	289.9	7:52.600		
5	1:32.676	32.668	27.944	32.064	316.0	9:11.020	5	1:36.425	33.600	29.287	33.538	290.7	9:29.025		
6	1:51.203	33.049	37.178	40.976	293.0	11:02.223	6	2:01.699	37.650	39.663	44.386	288.4	11:30.724		
7	1:58.613	41.986	35.409	41.218	225.6	13:00.836	7	2:20.757	41.295	38.855	1:00.607	223.2	13:51.481		
8	1:58.839	41.186	34.653	43.000	221.0	14:59.675	8	1:58.792	41.616	36.101	41.075	260.7	15:50.273		
9	2:34.178	40.592	46.558	1:07.028	248.2	17:33.853	9	1:58.689	42.711	35.544	40.434	220.5	17:48.962		
10	3:36.038B	59.693	48.762	1:47.583	115.4	21:09.891	10	2:28.566	48.452	50.318	49.796	232.8	20:17.528		
7	Ulf EHNINGER						DEU	32	Simone COLOMBO						ITA
ESBA-Racing							M.M. Motorsport SRL								
F1 - B197 1997							Dallara GP2/11 2011								
1	2:57.480	59.197	53.295	1:04.988		2:57.480	1	2:58.242	1:07.619	46.969	1:03.654		2:58.242		
2	1:39.574	36.233	29.813	33.528	287.6	4:37.816	2	1:39.574	36.233	29.813	33.528	287.6	4:37.816		
3	1:36.517	34.027	29.150	33.340	286.9	6:14.333	3	1:36.517	34.027	29.150	33.340	286.9	6:14.333		
4	1:36.122	33.285	28.787	34.050	286.1	7:50.455	4	1:36.122	33.285	28.787	34.050	286.1	7:50.455		
5	1:36.929	33.943	29.320	33.666	286.1	9:27.384	5	1:36.929	33.943	29.320	33.666	286.1	9:27.384		
6	2:01.778	37.418	39.964	44.396	285.4	11:29.162	6	2:01.778	37.418	39.964	44.396	285.4	11:29.162		
7	2:21.207	41.106	39.105	1:00.996	234.8	13:50.369	7	2:21.207	41.106	39.105	1:00.996	234.8	13:50.369		
8	1:58.863	41.293	36.299	41.271	227.0	15:49.232	8	1:58.863	41.293	36.299	41.271	227.0	15:49.232		
9	1:58.827	40.892	36.775	41.160	232.8	17:48.059	9	1:58.827	40.892	36.775	41.160	232.8	17:48.059		
10	2:28.472	47.529	50.697	50.246	234.3	20:16.531	10	2:28.472	47.529	50.697	50.246	234.3	20:16.531		
10	Antonio PIZZONIA						BRA	36	Walter COLACINO						ITA
HS Engineering							Walter Colacino Racing								
Dallara WS W8T12 2012							Lola F3000 T96 50 1998								
1	2:57.516	1:06.445	46.890	1:04.181		2:57.516	1	3:14.586	1:48.741	41.093	44.752		3:14.586		
2	1:34.991	33.380	28.821	32.790	289.9	4:32.507	2	2:06.194	43.627	38.081	44.486	232.8	5:20.780		
3	1:34.341	33.150	28.344	32.847	298.7	6:06.848	3	2:39.496B	41.827	38.059	1:19.610	232.8	8:00.276		
4	1:33.873	32.513	28.091	33.269	300.3	7:40.721									
5	1:33.717	32.817	28.013	32.887	300.3	9:14.438									
6	1:48.188	33.054	34.775	40.359	300.3	11:02.626									
7	2:07.586	44.332	33.368	49.886	229.9	13:10.212									
8	1:52.488	37.062	31.258	44.168	254.6	15:02.700									
9	2:32.669	40.209	45.061	1:07.399	254.6	17:35.369									
10	2:38.121	59.038	50.579	48.504	113.0	20:13.490									
11	Paul O'CONNELL						IRL	43	Martin KINDLER						SUI
HS Engineering							Jenzer Motorsport								
Dallara WS W8T12 2012							Dallara GP2/11 2011								
1	3:01.466	1:25.861	40.946	54.659		3:01.466	1	2:59.970	1:15.309	43.242	1:01.419		2:59.970		
2	1:42.525	37.010	30.344	35.171	273.9	4:43.991	2	1:42.551	36.644	31.412	34.495	287.6	4:42.521		
3	1:39.625	34.580	29.965	35.080	273.2	6:23.616	3	1:39.655	34.436	30.189	35.030	286.9	6:22.176		
4	1:39.209	34.187	30.157	34.865	273.9	8:02.825	4	1:39.533	34.658	29.943	34.932	285.4	8:01.709		
5	1:41.217	34.490	31.287	35.440	273.2	9:44.042	5	1:42.265	34.783	31.212	36.270	284.6	9:43.974		
6	1:50.206	36.931	33.797	39.478	269.8	11:34.248	6	1:49.540	36.645	33.660	39.235	283.1	11:33.514		
7	2:18.428	39.634	38.489	1:00.305	236.3	13:52.676	7	2:18.713	39.607	38.666	1:00.440	265.2	13:52.227		
8	1:58.901	41.850	36.182	40.869	221.0	15:51.577	8	1:58.862	41.650	36.259	40.953	233.3	15:51.089		
9	1:58.693	42.464	35.215	41.014	232.8	17:50.270	9	1:58.350	42.539	35.297	40.514	232.8	17:49.439		
10	2:29.363	48.438	50.479	50.446	189.1	20:19.633	10	2:28.356	48.578	50.470	49.308	208.3	20:17.795		
16	Nicolas MATILE						MCO	44	Giancarlo PEDETTI						ITA
ZIGZAG							Scuderia Palladio SSD A RL								
Lola AutoGP 2005							Dallara GP2/11 2011								
1	3:04.338	1:36.677	39.143	48.518		3:04.338	1	3:13.785	1:55.877	38.428	39.480		3:13.785		
2	1:51.395	39.865	34.216	37.314	269.1	4:55.733	2	1:50.165	38.288	34.879	36.998	279.5	5:03.950		
3	1:50.102	37.610	35.206	37.286	271.8	6:45.835	3	1:44.896	36.812	32.028	36.056	283.1	6:48.846		
4	1:47.681	36.775	33.756	37.150	267.8	8:33.516	4	1:45.561	36.488	33.022	36.051	286.9	8:34.407		
5	1:49.813	36.748	33.334	39.731	269.8	10:23.329	5	1:49.152	36.706	32.838	39.608	284.6	10:23.559		
6	2:02.953	37.611	37.825	47.517	267.1	12:26.282	6	2:03.301	38.286	37.749	47.266	256.4	12:26.860		
7	2:10.585	43.291	41.711	45.583	257.6	14:36.867	7	2:10.472	43.291	41.808	45.373	251.7	14:37.332		
8	1:54.200	41.561	34.904	37.735	258.2	16:31.067	8	1:54.292	41.911	34.757	37.624	249.4	16:31.624		
9	1:48.747	37.584	33.876	37.287	268.4	18:19.814	9	1:48.559	38.260	33.075	37.224	268.4	18:20.183		
10	2:02.996	36.945	35.756	50.295	266.5	20:22.810									



BOSS GP

Mugello Racing Weekend

Race 2

Sector Analysis

— Invalidated Lap

■ Personal Best

■ Session Best

B Crossing the pit lane

Lap	Time	Sector 1	Sector 2	Sector 3	T.Spd	Elapsed
10	2:02.748	37.897	35.223	49.628	254.6	20:22.931

46 **Alexander SEIBOLD** DEU
Seibold auto + sport Dallara GP2/05 2005

1	4:42.392	B	1:20.175			4:42.392
2	2:02.047	49.868	34.930	37.249	146.1	6:44.439
3	1:45.810	36.918	32.704	36.188	282.4	8:30.249
4	1:48.098	36.083	32.383	39.632	284.6	10:18.347
5	2:04.915	37.937	39.630	47.348	281.7	12:23.262
6	2:12.531	44.777	40.951	46.803	238.9	14:35.793
7	1:53.098	40.844	34.581	37.673	273.9	16:28.891
8	1:48.392	38.219	33.376	36.797	282.4	18:17.283
9	2:03.526	37.964	35.362	50.200	280.9	20:20.809

55 **Erich ZECH** DEU
Team Top Speed Dallara GP2/11 2011

1	3:32.202	2:04.086	42.402	45.714		3:32.202
2	2:07.807	43.863	39.391	44.553	258.9	5:40.009
3	2:11.774	43.876	41.804	46.094	244.9	7:51.783
4	2:10.397	43.679	41.548	45.170	205.9	10:02.180
5	2:20.140	48.416	44.617	47.107	191.1	12:22.320

61 **Jean-Christophe PEYRE** FRA
ZIGZAG Lola AutoGP 2005

1	3:05.814	1:39.276	40.019	46.519		3:05.814
2	1:52.561	39.861	34.917	37.783	269.1	4:58.375
3	1:48.920	37.185	34.258	37.477	274.5	6:47.295
4	1:49.188	36.940	34.817	37.431	276.6	8:36.483
5	1:49.596	36.397	33.030	40.169	275.2	10:26.079
6	2:02.544	39.688	35.975	46.881	262.6	12:28.623
7	2:09.958	43.704	41.294	44.960	246.0	14:38.581
8	1:56.669	42.838	35.829	38.002	236.3	16:35.250
9	1:49.109	37.531	33.768	37.810	274.5	18:24.359
10	1:59.924	37.173	34.347	48.404	274.5	20:24.283

74 **Massimiliano CUCCARESE** ITA
M.M. Motorsport SRL Dallara GP2/11 2011

1	2:58.988	1:09.020	46.674	1:03.294		2:58.988
2	1:39.899	35.869	30.314	33.716	286.9	4:38.887
3	1:36.568	34.047	29.137	33.384	291.5	6:15.455
4	1:36.357	33.523	29.308	33.526	290.7	7:51.812
5	1:36.481	33.674	29.374	33.433	289.1	9:28.293
6	2:02.192	37.726	40.053	44.413	291.5	11:30.485
7	2:20.437	41.050	38.886	1:00.501	239.5	13:50.922
8	1:58.744	41.750	36.225	40.769	230.3	15:49.666
9	1:58.859	41.193	36.746	40.920	239.5	17:48.525
10	2:28.168	48.304	50.344	49.520	230.8	20:16.693

77 **Vladimir NETUSIL** CZE
M.M. Motorsport SRL Dallara GP2/11 2011

1	2:59.357	1:11.091	46.238	1:02.028		2:59.357
2	1:40.640	36.186	30.586	33.868	284.6	4:39.997
3	1:37.129	33.757	29.375	33.997	292.3	6:17.126
4	1:36.529	33.455	29.442	33.632	292.3	7:53.655

81 **Michael FISCHER** AUT
Red Rose Racing by LRT Dallara GP2/05 2005

Lap	Time	Sector 1	Sector 2	Sector 3	T.Spd	Elapsed
1	3:00.477	1:21.708	38.947	59.822		3:00.477
2	1:42.870	36.661	31.407	34.802	293.8	4:43.347
3	1:39.274	34.561	30.370	34.343	287.6	6:22.621
4	1:40.283	34.611	30.525	35.147	291.5	8:02.904
5	1:41.496	34.139	31.975	35.382	289.1	9:44.400
6	1:50.862	37.279	33.871	39.712	274.5	11:35.262
7	2:19.113	40.130	39.754	59.229	235.8	13:54.375
8	1:57.682	40.781	36.165	40.736	246.5	15:52.057

93 **Roland RUPPRECHTER** AUT
R&B Research and Wealth Manager Dallara GP2/05 2005

1	3:03.488	1:30.344	39.481	53.663		3:03.488
2	1:50.888	40.023	33.712	37.153	279.5	4:54.376
3	1:50.543	38.064	35.099	37.380	279.5	6:44.919
4	1:48.159	37.294	33.797	37.068	284.6	8:33.078
5	1:49.378	36.816	33.126	39.436	280.9	10:22.456
6	2:02.379	37.923	37.611	46.845	280.2	12:24.835
7	2:11.249	44.046	41.609	45.594	246.5	14:36.084
8	1:53.554	41.352	34.209	37.993	269.1	16:29.638
9	1:48.253	38.227	33.186	36.840	282.4	18:17.891
10	2:03.607	38.062	35.847	49.698	283.9	20:21.498

115 **Andreas HASLER** AUT
Hasler Motorsport Dallara WS T08 2009

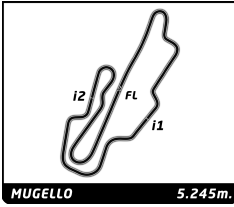
1	3:07.672	1:41.715	41.015	44.942		3:07.672
2	2:01.138	41.895	37.184	42.059	245.4	5:08.810
3	1:57.003	40.291	35.252	41.460	241.6	7:05.813
4	1:56.948	40.400	35.998	40.550	239.5	9:02.761
5	1:57.915	40.240	35.930	41.745	238.9	11:00.676
6	1:57.988	40.261	35.842	41.885	240.5	12:58.664
7	1:58.453	40.159	36.026	42.268	241.1	14:57.117
8	1:57.722	39.753	36.737	41.232	243.8	16:54.839
9	1:56.811	40.045	35.870	40.896	246.0	18:51.650
10	1:57.564	40.196	36.174	41.194	244.9	20:49.214

118 **Henry CLAUSNITZER** DEU
WF Racing Tatuus F. Renault V6 2003

1	3:09.024	1:43.326	40.846	44.852		3:09.024
2	2:01.507	42.561	37.775	41.171	240.0	5:10.531
3	1:58.559	40.636	37.024	40.899	239.5	7:09.090
4	1:59.646	40.769	37.455	41.422	239.5	9:08.736
5	2:02.653	40.940	37.119	44.594	237.9	11:11.389
6	2:36.310	49.147	48.251	58.912	215.3	13:47.699
7	2:01.242	41.838	37.678	41.726	234.8	15:48.941
8	1:58.720	40.623	36.934	41.163	237.4	17:47.661
9	2:28.241	47.570	50.254	50.417	234.3	20:15.902

777 **Stephan GLASER** SUI
Jo Zeller Racing Dallara WS V6 T08 2008

1	3:04.957	1:32.309	42.176	50.472		3:04.957
2	1:50.166	38.866	33.942	37.358	264.5	4:55.123
3	1:50.609	37.695	35.215	37.699	265.2	6:45.732
4	1:48.218	37.147	33.845	37.226	265.2	8:33.950
5	1:50.867	37.957	32.780	40.130	267.1	10:24.817
6	2:03.109	37.972	37.864	47.273	265.8	12:27.926
7	2:10.123	43.331	41.447	45.345	255.2	14:38.049
8	1:54.572	42.436	34.324	37.812	258.2	16:32.621

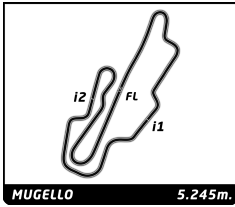


BOSS GP
Mugello Racing Weekend
Race 2


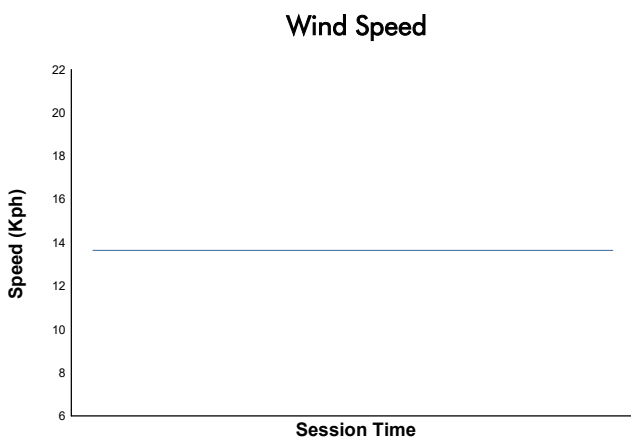
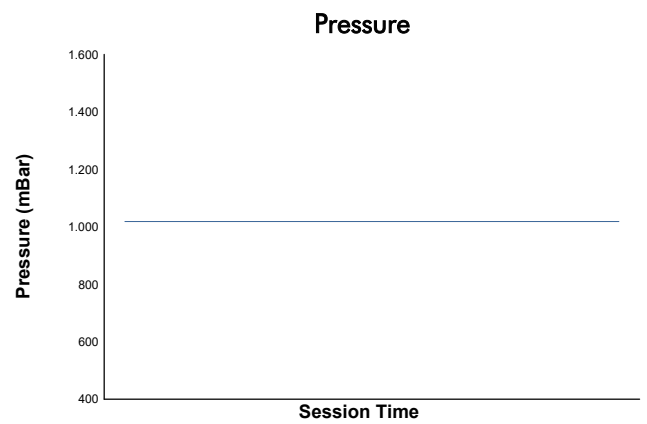
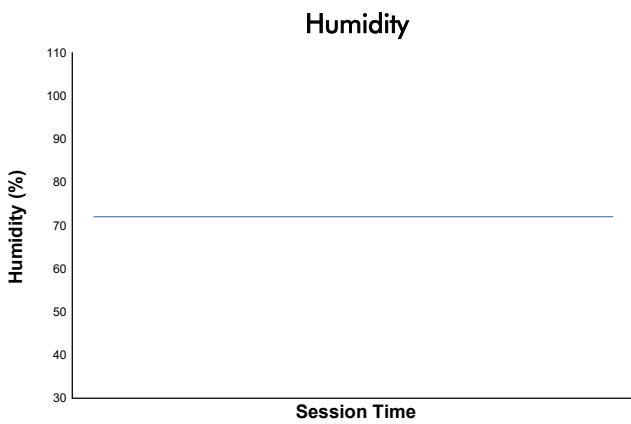
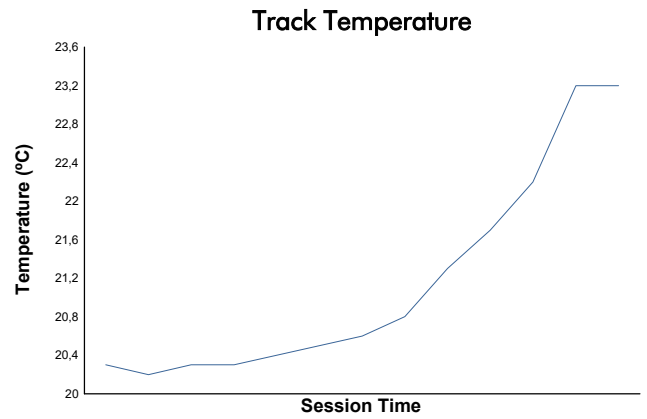
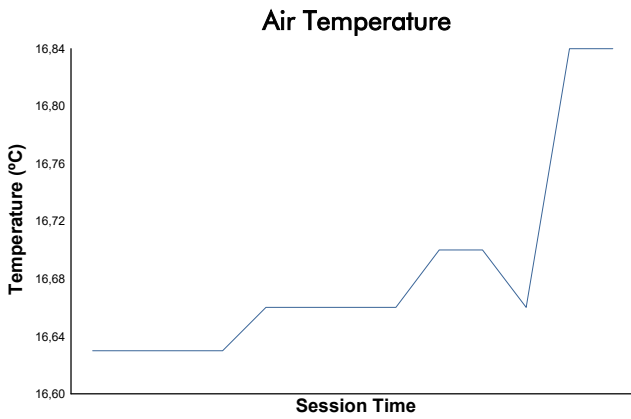
Sector Analysis

— Invalidated Lap ■ Personal Best ■ Session Best B Crossing the pit lane

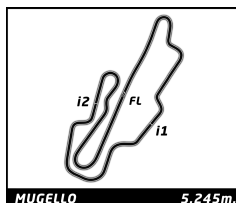
Lap	Time	Sector 1	Sector 2	Sector 3	T.Spd	Elapsed	Lap	Time	Sector 1	Sector 2	Sector 3	T.Spd	Elapsed
9	1:48.758	37.917	33.661	37.180	265.8	18:21.379							
10	2:01.484	37.895	35.040	48.549	268.4	20:22.863							



Mugello Racing Weekend
BOSS GP
Race 2
Weather Report



Track Status: **DRY**



BOSS GP
Mugello Racing Weekend
Race 2 (22 Minutes)

Amended

Starting Grid

Giancarlo PEDETTI 2:00.885 Scuderia Palladio SSD A RL	44	- 13 -	96 Team Top Speed	Simon JACKERMAIER 2:04.969
Walter COLACINO 1:58.527 Walter Colacino Racing	36	- 12 -	55 Team Top Speed	Erich ZECH 2:00.883
Andreas HASLER 1:39.755 Hasler Motorsport	115	- 11 -	118 WF Racing	Henry CLAUSNITZER 1:45.980
Marco MINELLI 1:44.028 AM SPORT SYSTEM	56	- 10 -	61 ZIGZAG	Jean-Christophe PEYRE 1:44.968
Nicolas MATILE 1:41.286 ZIGZAG	16	- 9 -	777 Jo Zeller Racing	Stephan GLASER 1:43.935
Paul O'CONNELL 1:39.319 HS Engineering	11	- 8 -	93 R&B Research and Wealth Management	Roland RUPPRECHTER 1:41.274
Alexander SEIBOLD 1:36.182 Seibold auto + sport	46	- 7 -	81 Red Rose Racing by LRT	Michael FISCHER 1:37.756
Vladimir NETUSIL 1:34.100 M.M. Motorsport SRL	77	- 6 -	43 Jenzer Motorsport	Martin KINDLER 1:35.624
Massimiliano CUCCARESE 1:32.093 M.M. Motorsport SRL	74	- 5 -	27 Scuderia Palladio SSD A RL	Marco GHIOTTO 1:33.264
Antonio PIZZONIA 1:26.650 HS Engineering	10	- 4 -	32 M.M. Motorsport SRL	Simone COLOMBO 1:42.117
		- 3 -		
		- 2 -		
Ingo GERSTL Team Top Speed	1	- 1 -	7 ESBA-Racing	Ulf EHNINGER

Pole

CAR 56 DROP 4 POSITIONS DUE TO STEWARDS DECISION NR.20

Published at:

Stewards: Maria Grazia ARBERI CSAI 26127	Gianluca NATALONI CSAI 338031	Antonia MARMILLATA CSAI 371681	Timekeeper: Andrea RAPI
---	----------------------------------	-----------------------------------	-----------------------------------