

BOSS GP

Mugello Racing Weekend

Free Practice 2

Classification

No	Driver	Nat	Team	Car	Cl.	Time	Lap	Total	Gap	Kph
1	10 Antonio PIZZONIA	BRA	HS Engineering	Dallara WS W8T12 2012	OPEN	1:31.513	10	11	-	- 206.3
2	1 Ingo GERSTL	AUT	Team Top Speed	F1 - STR1 2006	F1	1:32.064	7	7	+0.551	+0.551 205.1
3	32 Simone COLOMBO	ITA	M.M. Motorsport SRL	Dallara GP2/11 2011	FORMULA	1:34.865	11	14	+3.352	+2.801 199.0
4	74 Massimiliano CUCCARESE	ITA	M.M. Motorsport SRL	Dallara GP2/11 2011	FORMULA	1:35.194	12	12	+3.681	+0.329 198.4
5	77 Vladimir NETUSIL	CZE	M.M. Motorsport SRL	Dallara GP2/11 2011	FORMULA	1:38.409	13	13	+6.896	+3.215 191.9
6	27 Marco GHIOTTO	ITA	Scuderia Palladio SSD A RL	Dallara GP2/11 2011	FORMULA	1:38.597	11	14	+7.084	+0.188 191.5
7	43 Martin KINDLER	SUI	Jenzer Motorsport	Dallara GP2/11 2011	FORMULA	1:39.516	5	6	+8.003	+0.919 189.7
8	56 Marco MINELLI	ITA	AM SPORT SYSTEM	Dallara WS W8T12 2012	FORMULA	1:39.945	11	12	+8.432	+0.429 188.9
9	46 Alexander SEIBOLD	DEU	Seibold auto + sport	Dallara GP2/05 2005	FORMULA	1:42.044	10	11	+10.531	+2.099 185.0
10	81 Michael FISCHER	AUT	Red Rose Racing by LRT	Dallara GP2/11 2011	FORMULA	1:42.577	12	12	+11.064	+0.533 184.1
11	44 Giancarlo PEDETTI	ITA	Scuderia Palladio SSD A RL	Dallara GP2/11 2011	FORMULA	1:42.907	8	8	+11.394	+0.330 183.5
12	93 Roland RUPPRECHTER	AUT	R&B Research and Wealth Management	Dallara GP2/05 2005	FORMULA	1:45.150	11	11	+13.637	+2.243 179.6
13	16 Nicolas MATILE	MCO	ZIGZAG	Lola AutoGP 2005	FORMULA	1:45.542	9	9	+14.029	+0.392 178.9
14	7 Ulf EHNINGER	DEU	ESBA-Racing	F1 - B197 1997	F1	1:47.316	6	7	+15.803	+1.774 175.9
15	61 Jean-Christophe PEYRE	FRA	ZIGZAG	Lola AutoGP 2005	FORMULA	1:50.175	11	11	+18.662	+2.859 171.4
16	777 Stephan GLASER	SUI	Jo Zeller Racing	Dallara WS V6 T08 2008	SUPERLIGI	1:50.628	4	5	+19.115	+0.453 170.7
17	66 Andreas FIEDLER	DEU	Fiedler Racing	Dallara GP2/08 2011	FORMULA	1:58.015	4	5	+26.502	+7.387 160.0
18	115 Andreas HASLER	AUT	Hasler Motorsport	Dallara WS T08 2009	SUPERLIGI	1:58.942	5	6	+27.429	+0.927 158.7
19	36 Walter COLACINO	ITA	Walter Colacino Racing	Lola F3000 T96 50 1998	SUPERLIGI	2:10.024	3	5	+38.511	+11.082 145.2
20	55 Erich ZECH	DEU	Team Top Speed	Dallara GP2/11 2011	FORMULA	2:12.639	7	8	+41.126	+2.615 142.4
21	11 Paul O'CONNELL	IRL	HS Engineering	Dallara WS W8T12 2012	FORMULA					
22	96 Simon JACKERMAIER	DEU	Team Top Speed	Dallara GP2/11 2011	FORMULA			1		
23	118 Henry CLAUSNITZER	DEU	WF Racing	Tatuus F. Renault V6 2003	SUPERLIGI					
24	181 Stefan ELSINGER-SEWALD	AUT	Red Rose Racing	Ralt F3000 RT23 1991	SUPERLIGI					

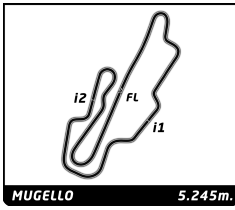
Fastest Lap: Lap 10 Antonio PIZZONIA **1:31.513** 206.3 Kph

Published at:

Track Status: **DRY**

Race Director:
Antonio CANU

Timekeeper:
Andrea RAPI



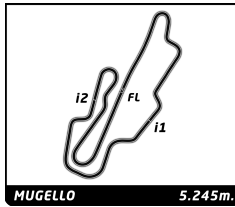
BOSS GP

Mugello Racing Weekend

Free Practice 2

Best Sector Times

Sector 1			Sector 2			Sector 3			Ideal Lap	Best Lap
Pos	No Driver	Time	No Driver	Time	No Driver	Time	Pos	No Driver		
1	1 I.GERSTL	31.277	1 I.GERSTL	27.128	1 I.GERSTL	32.203	1	1 I.GERSTL	1:30.608	1:32.064 (2)
2	10 A.PIZZONIA	31.805	10 A.PIZZONIA	27.192	10 A.PIZZONIA	32.516	2	10 A.PIZZONIA	1:31.513	1:31.513 (1)
3	74 M.CUCCARESE	32.838	32 S.COLOMBO	28.544	74 M.CUCCARESE	32.996	3	74 M.CUCCARESE	1:34.764	1:35.194 (4)
4	32 S.COLOMBO	33.050	74 M.CUCCARESE	28.930	32 S.COLOMBO	33.202	4	32 S.COLOMBO	1:34.796	1:34.865 (3)
5	27 M.GHIOTTO	34.285	77 V.NETUSIL	29.829	27 M.GHIOTTO	33.996	5	27 M.GHIOTTO	1:38.246	1:38.597 (6)
6	77 V.NETUSIL	34.348	56 M.MINELLI	29.957	77 V.NETUSIL	34.196	6	77 V.NETUSIL	1:38.373	1:38.409 (5)
7	43 M.KINDLER	34.360	27 M.GHIOTTO	29.965	56 M.MINELLI	34.777	7	43 M.KINDLER	1:39.516	1:39.516 (7)
8	56 M.MINELLI	34.954	43 M.KINDLER	30.369	43 M.KINDLER	34.787	8	56 M.MINELLI	1:39.688	1:39.945 (8)
9	46 A.SEIBOLD	35.032	81 M.FISCHER	30.908	46 A.SEIBOLD	35.095	9	46 A.SEIBOLD	1:41.399	1:42.044 (9)
10	81 M.FISCHER	35.514	46 A.SEIBOLD	31.272	81 M.FISCHER	35.739	10	81 M.FISCHER	1:42.161	1:42.577 (10)
11	44 G.PEDETTI	35.717	44 G.PEDETTI	31.322	44 G.PEDETTI	35.868	11	44 G.PEDETTI	1:42.907	1:42.907 (11)
12	7 U.EHNINGER	36.259	93 R.RUPPRECHTER	31.840	93 R.RUPPRECHTER	36.286	12	93 R.RUPPRECHTER	1:44.988	1:45.150 (12)
13	16 N.MATILE	36.410	16 N.MATILE	31.970	7 U.EHNINGER	36.954	13	16 N.MATILE	1:45.469	1:45.542 (13)
14	93 R.RUPPRECHTER	36.862	7 U.EHNINGER	32.890	16 N.MATILE	37.089	14	7 U.EHNINGER	1:46.103	1:47.316 (14)
15	777 S.GLASER	37.381	777 S.GLASER	33.822	61 J.PEYRE	38.045	15	777 S.GLASER	1:49.309	1:50.628 (16)
16	61 J.PEYRE	37.456	61 J.PEYRE	33.848	777 S.GLASER	38.106	16	61 J.PEYRE	1:49.349	1:50.175 (15)
17	66 A.FIEDLER	38.132	66 A.FIEDLER	34.277	66 A.FIEDLER	39.334	17	66 A.FIEDLER	1:51.743	1:58.015 (17)
18	115 A.HASLER	40.061	115 A.HASLER	35.606	115 A.HASLER	41.237	18	115 A.HASLER	1:56.904	1:58.942 (18)
19	55 E.ZECH	44.065	36 W.COLACINO	40.590	36 W.COLACINO	44.939	19	36 W.COLACINO	2:09.823	2:10.024 (19)
20	36 W.COLACINO	44.294	96 S.JACKERMAIER	40.712	55 E.ZECH	45.196	20	55 E.ZECH	2:10.706	2:12.639 (20)



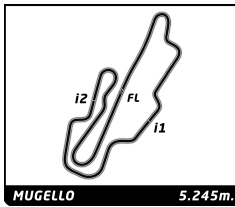
BOSS GP

Mugello Racing Weekend

Free Practice 2

Best Top Speed

No Driver	Team	Class	Top 1		Top 2		Top 3		Top 4		Top 5		Avg
			Kph	Lap	Kph	Lap	Kph	Lap	Kph	Lap	Kph	Lap	
1 Ingo GERSTL	Team Top Speed	F1	323.6	3	323.6	6	317.9	7	316.0	4	297.0	2	315,6
10 Antonio PIZZONIA	HS Engineering	OPEN	298.7	5	297.9	9	297.0	6	297.0	4	297.0	10	297,5
77 Vladimir NETUSIL	M.M. Motorsport SRL	FORMULA	293.8	5	293.0	6	290.7	13	290.7	10	289.9	8	291,6
7 Ulf EHNINGER	ESBA-Racing	F1	293.0	6	291.5	5	289.9	4	289.1	7	248.2	2	282,3
74 Massimiliano CUCCARESE	M.M. Motorsport SRL	FORMULA	292.3	7	291.5	12	290.7	11	290.7	6	289.9	8	291,0
27 Marco GHIOTTO	Scuderia Palladio SSD A RL	FORMULA	291.5	8	286.9	11	286.9	7	286.1	14	286.1	12	287,5
32 Simone COLOMBO	M.M. Motorsport SRL	FORMULA	290.7	6	288.4	14	288.4	9	288.4	8	286.1	13	288,4
66 Andreas FIEDLER	Fiedler Racing	FORMULA	287.6	5	286.1	4	280.2	3	169.3	2	104.3	1	225,5
43 Martin KINDLER	Jenzer Motorsport	FORMULA	286.9	6	285.4	5	284.6	4	280.2	3	115.8	1	250,6
44 Giancarlo PEDETTI	Scuderia Palladio SSD A RL	FORMULA	286.1	5	284.6	6	283.9	4	283.9	7	283.9	8	284,5
93 Roland RUPPRECHTER	R&B Research and Wealth Management	FORMULA	286.1	11	284.6	5	283.9	8	282.4	9	282.4	7	283,9
46 Alexander SEIBOLD	Seibold auto + sport	FORMULA	283.9	10	283.1	8	283.1	7	283.1	4	282.4	9	283,1
61 Jean-Christophe PEYRE	ZIGZAG	FORMULA	275.9	11	275.2	8	274.5	7	273.9	10	273.9	6	274,7
56 Marco MINELLI	AM SPORT SYSTEM	FORMULA	269.8	6	268.4	9	268.4	12	267.1	8	267.1	5	268,2
16 Nicolas MATILE	ZIGZAG	FORMULA	269.1	4	267.8	5	267.8	7	267.1	8	266.5	6	267,7
81 Michael FISCHER	Red Rose Racing by LRT	FORMULA	268.4	12	268.4	11	268.4	5	267.8	8	267.8	7	268,2
55 Erich ZECH	Team Top Speed	FORMULA	264.5	8	238.9	6	235.3	7	221.0	4	220.1	5	236,0
777 Stephan GLASER	Jo Zeller Racing	SUPERLIGHTS	257.0	4	254.0	2	248.2	5	152.9	3	119.9	1	206,4
36 Walter COLACINO	Walter Colacino Racing	SUPERLIGHTS	235.3	4	233.8	5	232.8	3	229.9	2	77.1	1	201,8
115 Andreas HASLER	Hasler Motorsport	SUPERLIGHTS	234.3	5	232.8	6	229.4	4	223.2	3	125.7	1	209,1
96 Simon JACKERMAIER	Team Top Speed	FORMULA	109.5	1									109,5
11 Paul O'CONNELL	HS Engineering	FORMULA											
118 Henry CLAUSNITZER	WF Racing	SUPERLIGHTS											
181 Stefan ELSINGER-SEWALD	Red Rose Racing	SUPERLIGHTS											



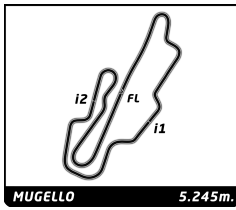
BOSS GP

Mugello Racing Weekend

Free Practice 2

Fastest Lap Sequence

Elapsed	No	Driver	Team	Car	Class	Time	Kph	Lap
13:09.748	46	Alexander SEIBOLD	Seibold auto + sport	Dallara GP2/05 2005	FORMULA	1:47.334	175.9	4
13:10.969	81	Michael FISCHER	Red Rose Racing by LRT	Dallara GP2/11 2011	FORMULA	1:47.194	176.1	4
13:30.658	10	Antonio PIZZONIA	HS Engineering	Dallara WS W8T12 2012	OPEN	1:39.879	189.0	3
16:48.334	10	Antonio PIZZONIA	HS Engineering	Dallara WS W8T12 2012	OPEN	1:36.727	195.2	5
21:51.541	1	Ingo GERSTL	Team Top Speed	F1 - STR1 2006	F1	1:32.064	205.1	7
27:42.317	10	Antonio PIZZONIA	HS Engineering	Dallara WS W8T12 2012	OPEN	1:31.513	206.3	10



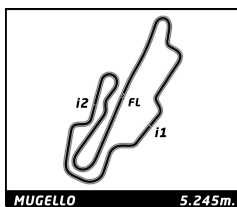
BOSS GP

Mugello Racing Weekend

Free Practice 2

Sector Analysis

_ Invalidated Lap							■ Personal Best							■ Session Best							B Crossing the pit lane																																																																																									
Lap	Time	Sector 1	Sector 2	Sector 3	T.Spd	Elapsed	Lap	Time	Sector 1	Sector 2	Sector 3	T.Spd	Elapsed	Lap	Time	Sector 1	Sector 2	Sector 3	T.Spd	Elapsed	Lap	Time	Sector 1	Sector 2	Sector 3	T.Spd	Elapsed																																																																																			
1	Ingo GERSTL AUT						Team Top Speed F1 - STR1 2006						9	1:40.763	34.623	30.635	35.505	283.1	22:18.889	10	1:40.315	34.425	31.116	34.774	285.4	23:59.204	11	1:38.597	34.464	29.965	34.168	286.9	25:37.801	12	1:38.907	34.393	30.205	34.309	286.1	27:16.708	13	1:39.014	34.389	30.224	34.401	284.6	28:55.722	14	1:39.338	34.592	30.243	34.503	286.1	30:35.060																																																								
1	12:01.594	...	34.281	35.849	169.9	12:01.594	1	2:18.015	1:04.693	36.098	37.224	121.2	2:18.015	2	6:25.767 B	46.341			283.9	8:43.782	3	2:09.050 B					10:52.832	4	2:46.035	1:34.635	34.523	36.877	190.1	13:38.867	5	1:46.209	36.347	32.248	37.614	284.6	15:25.076	6	1:37.331	33.458	28.854	35.019	290.7	17:02.407	7	1:38.171	33.453	30.105	34.613	286.1	18:40.578	8	1:43.815	33.395	30.612	39.808	288.4	20:24.393	9	1:36.008	33.219	29.120	33.669	288.4	22:00.401	10	1:55.805	40.800	38.367	36.638	275.2	23:56.206	11	1:34.865	33.050	28.544	33.271	285.4	25:31.071	12	1:56.205	38.645	37.792	39.768	255.8	27:27.276	13	1:34.904	33.088	28.614	33.202	286.1	29:02.180	14	1:35.197	33.051	28.796	33.350	288.4	30:37.377						
7	Ulf EHNINGER DEU						ESBA-Racing F1 - B197 1997						1	2:16.501	1:02.693	35.706	38.102	132.6	2:16.501	2	7:10.814 B	49.990			248.2	9:27.315	3	2:10.712	55.163	36.827	38.722	131.0	11:38.027	4	1:49.128	38.558	33.616	36.954	289.9	13:27.155	5	1:47.846	36.259	34.006	37.581	291.5	15:15.001	6	1:47.316	36.773	32.890	37.653	293.0	17:02.317	7	1:48.897	36.758	34.693	37.446	289.1	18:51.214																																																	
10	Antonio PIZZONIA BRA						HS Engineering Dallara WS W8T12 2012						1	9:48.123 B	1:46.247	33.418	7:28.458	122.6	9:48.123	2	2:02.656	52.334	34.261	36.061	79.8	11:50.779	3	1:39.879	34.301	31.743	33.835	293.8	13:30.658	4	1:40.949	33.260	32.614	35.075	297.0	15:11.607	5	1:36.727	32.949	28.428	35.350	298.7	16:48.334	6	3:57.461 B	36.431	33.965	2:47.065	297.0	20:45.795	7	1:53.235	43.546	31.296	38.393	187.4	22:39.030	8	1:43.193	31.896	33.740	37.557	295.4	24:22.223	9	1:48.581	35.978	36.393	36.210	297.9	26:10.804	10	1:31.513	31.805	27.192	32.516	297.0	27:42.317	11	1:31.671	31.881	27.264	32.526	297.0	29:13.988																					
16	Nicolas MATILE MCO						ZIGZAG Lola AutoGP 2005						1	9:23.537 B	1:23.570	40.114	7:19.853	117.2	9:23.537	2	2:19.978	56.537	41.092	42.349	126.1	11:43.515	3	1:55.499	40.663	36.336	38.500	262.6	13:39.014	4	1:52.356	39.167	34.916	38.273	269.1	15:31.370	5	1:50.708	38.525	34.185	37.998	267.8	17:22.078	6	1:49.460	36.985	34.882	37.593	266.5	19:11.538	7	1:47.958	37.191	33.561	37.206	267.8	20:59.496	8	1:46.167	36.869	32.209	37.089	267.1	22:45.663	9	1:45.542	36.410	31.970	37.162	265.8	24:31.205																																			
27	Marco GHIOTTO ITA						Scuderia Palladio SSD A RL Dallara GP2/11 2011						1	2:28.716	1:14.763	37.593	36.360	130.2	2:28.716	2	7:30.783 B	50.055			283.1	9:59.499	3	2:06.389	55.561	34.965	35.863	171.5	12:05.888	4	1:44.432	36.107	32.873	35.452	286.1	13:50.320	5	1:41.535	34.440	30.449	36.646	286.1	15:31.855	6	1:40.703	35.740	30.967	33.996	273.9	17:12.558	7	1:39.518	34.285	30.666	34.567	286.9	18:52.076	8	1:46.050	34.573	33.272	38.205	291.5	20:38.126																																										
32	Simone COLOMBO ITA						M.M. Motorsport SRL Dallara GP2/11 2011						1	2:18.015	1:04.693	36.098	37.224	121.2	2:18.015	2	6:25.767 B	46.341			283.9	8:43.782	3	2:09.050 B					10:52.832	4	2:46.035	1:34.635	34.523	36.877	190.1	13:38.867	5	1:46.209	36.347	32.248	37.614	284.6	15:25.076	6	1:37.331	33.458	28.854	35.019	290.7	17:02.407	7	1:38.171	33.453	30.105	34.613	286.1	18:40.578	8	1:43.815	33.395	30.612	39.808	288.4	20:24.393	9	1:36.008	33.219	29.120	33.669	288.4	22:00.401	10	1:55.805	40.800	38.367	36.638	275.2	23:56.206	11	1:34.865	33.050	28.544	33.271	285.4	25:31.071	12	1:56.205	38.645	37.792	39.768	255.8	27:27.276	13	1:34.904	33.088	28.614	33.202	286.1	29:02.180	14	1:35.197	33.051	28.796	33.350	288.4	30:37.377
36	Walter COLACINO ITA						Walter Colacino Racing Lola F3000 T96 50 1998						1	12:28.649	...	45.535	47.670	77.1	12:28.649	2	2:11.049	45.520	40.590	44.939	229.9	14:39.698	3	2:10.024	44.294	40.743	44.987	232.8	16:49.722	4	2:12.786	44.655	42.111	46.020	235.3	19:02.508	5	2:51.166 B	44.593	44.463	1:22.110	233.8	21:53.674																																																															
43	Martin KINDLER SUI						Jenzer Motorsport Dallara GP2/11 2011						1	10:06.536 B	2:01.256	41.279	7:24.001	115.8	10:06.536	2	2:18.561	57.163	40.885	40.513	108.6	12:25.097	3	1:48.990	38.543	33.760	36.687	280.2	14:14.087	4	1:41.761	35.594	30.552	35.615	284.6	15:55.848	5	1:39.516	34.360	30.369	34.787	285.4	17:35.364	6	1:42.818	35.275	32.664	34.879	286.9	19:18.182																																																								
44	Giancarlo PEDETTI ITA						Scuderia Palladio SSD A RL Dallara GP2/11 2011						1	9:39.437 B	2:02.753	40.965	6:55.719	170.9	9:39.437	2	2:17.912	59.277	37.767	40.868	80.4	11:57.349	3	1:49.185	38.360	33.132	37.693	276.6	13:46.534	4	1:45.170	36.210	32.016	36.944	283.9	15:31.704	5	1:44.786	36.458	32.295	36.033	286.1	17:16.490	6	1:43.755	35.825	31.452	36.478	284.6	19:00.245	7	1:43.749	36.075	31.526	36.148	283.9	20:43.994	8	1:42.907	35.717	31.322	35.868	283.9	22:26.901																																										
46	Alexander SEIBOLD DEU						Seibold auto + sport Dallara GP2/05 2005						1	2:18.683	1:05.021	36.196	37.466	126.0	2:18.683	2	6:59.968 B	46.606			268.4	9:18.651	3	2:03.763	51.987	35.020	36.756	165.0	11:22.414																																																																													



BOSS GP

Mugello Racing Weekend

Free Practice 2

Sector Analysis

— Invalidated Lap

■ Personal Best

■ Session Best

B Crossing the pit lane

Lap	Time	Sector 1	Sector 2	Sector 3	T.Spd	Elapsed
4	1:47.334	38.068	32.978	36.288	283.1	13:09.748
5	1:43.240	35.484	32.444	35.312	279.5	14:52.988
6	1:42.616	35.032	32.133	35.451	282.4	16:35.604
7	1:42.585	35.463	32.027	35.095	283.1	18:18.189
8	1:43.035	35.191	32.468	35.376	283.1	20:01.224
9	1:51.092	35.401	36.469	39.222	282.4	21:52.316
10	1:42.044	35.395	31.272	35.377	283.9	23:34.360
11	1:42.436	35.510	31.603	35.323	280.2	25:16.796

55 Erich ZECH DEU						
Team Top Speed Dallara GP2/11 2011						
1	9:56.411 B	3:14.549			95.0	9:56.411
2	2:45.806	1:04.774	49.163	51.869	121.1	12:42.217
3	2:28.691	50.128	47.928	50.635	195.5	15:10.908
4	2:18.678	47.961	44.954	45.763	221.0	17:29.586
5	2:15.666	46.453	43.565	45.648	220.1	19:45.252
6	2:16.884	45.546	45.121	46.217	238.9	22:02.136
7	2:12.639	44.537	42.906	45.196	235.3	24:14.775
8	2:13.461	44.065	43.796	45.600	264.5	26:28.236

56 Marco MINELLI ITA						
AM SPORT SYSTEM Dallara WS W8T12 2012						
1	9:35.809 B	2:23.033	41.962	6:30.814	88.6	9:35.809
2	2:25.641	1:07.839	39.044	38.758	81.7	12:01.450
3	2:05.648	37.577	47.321	40.750	259.5	14:07.098
4	1:43.347	36.324	31.119	35.904	263.9	15:50.445
5	1:41.913	35.849	30.587	35.477	267.1	17:32.358
6	1:51.430	35.726	34.818	40.886	269.8	19:23.788
7	1:43.702	35.727	31.849	36.126	266.5	21:07.490
8	1:42.542	35.028	30.356	37.158	267.1	22:50.032
9	1:45.799	36.707	32.341	36.751	268.4	24:35.831
10	1:46.094	35.414	31.920	38.760	263.9	26:21.925
11	1:39.945	34.954	30.214	34.777	266.5	28:01.870
12	1:40.119	35.265	29.957	34.897	268.4	29:41.989

61 Jean-Christophe PEYRE FRA						
ZIGZAG Lola AutoGP 2005						
1	9:25.463 B	1:22.658	49.396	7:13.409	105.3	9:25.463
2	2:36.095	1:01.725	45.479	48.891	120.1	12:01.558
3	2:10.947	45.539	41.943	43.465	215.3	14:12.505
4	2:02.493	42.136	38.745	41.612	270.4	16:14.998
5	1:57.950	40.189	37.271	40.490	273.2	18:12.948
6	1:57.082	39.433	37.039	40.610	273.9	20:10.030
7	1:56.218	39.381	37.419	39.418	274.5	22:06.248
8	1:56.756	40.742	36.237	39.777	275.2	24:03.004
9	1:52.441	38.327	35.370	38.744	273.2	25:55.445
10	1:51.645	37.978	34.719	38.948	273.9	27:47.090
11	1:50.175	37.763	34.367	38.045	275.9	29:37.265

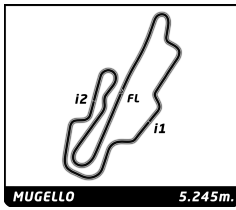
66 Andreas FIEDLER DEU						
Fiedler Racing Dallara GP2/08 2011						
1	9:11.623 B	2:33.430			104.3	9:11.623
2	2:24.170	58.818	43.053	42.299	169.3	11:35.793
3	2:00.137	40.685	40.118	39.334	280.2	13:35.930
4	1:58.015	39.407	38.042	40.566	286.1	15:33.945
5	6:28.451 B	38.132	34.277	5:16.042	287.6	22:02.396

Lap	Time	Sector 1	Sector 2	Sector 3	T.Spd	Elapsed
74	Massimiliano CUCCARESE ITA					
M.M. Motorsport SRL Dallara GP2/11 2011						
1	2:25.957	1:08.665	38.263	39.029	148.9	2:25.957
2	6:50.806 B	51.780			274.5	9:16.763
3	2:05.101	53.644	34.942	36.515	158.7	11:21.864
4	1:55.681	40.254	34.628	40.799	286.9	13:17.545
5	1:41.569	35.195	31.282	35.092	288.4	14:59.114
6	1:51.983	36.781	35.500	39.702	290.7	16:51.097
7	1:38.888	34.480	29.989	34.419	292.3	18:29.985
8	4:21.354 B	39.473	35.821	3:06.060	289.9	22:51.339
9	2:05.267	53.952	34.587	36.728	122.8	24:56.606
10	1:38.585	34.763	29.789	34.033	280.2	26:35.191
11	1:43.729	34.489	31.081	38.159	290.7	28:18.920
12	1:35.194	33.268	28.930	32.996	291.5	29:54.114

77 Vladimir NETUSIL CZE						
M.M. Motorsport SRL Dallara GP2/11 2011						
1	2:32.353	1:19.168	35.308	37.877	104.9	2:32.353
2	7:20.320 B	48.005			269.1	9:52.673
3	2:11.343	57.575	35.332	38.436	98.0	12:04.016
4	1:49.282	38.655	34.116	36.511	283.1	13:53.298
5	1:46.903	37.687	32.730	36.486	293.8	15:40.201
6	1:42.597	35.403	31.159	36.035	293.0	17:22.798
7	1:43.412	36.422	31.871	35.119	289.9	19:06.210
8	1:40.395	35.392	30.336	34.667	289.9	20:46.605
9	1:40.541	35.039	30.143	35.359	289.1	22:27.146
10	1:40.551	34.643	29.950	35.958	290.7	24:07.697
11	1:40.168	34.441	31.422	34.305	287.6	25:47.865
12	1:40.452	34.925	30.444	35.083	288.4	27:28.317
13	1:38.409	34.384	29.829	34.196	290.7	29:06.726

81 Michael FISCHER AUT						
Red Rose Racing by LRT Dallara GP2/11 2011						
1	2:20.052	1:05.493	36.763	37.796	127.3	2:20.052
2	7:00.763 B	55.890			241.6	9:20.815
3	2:02.960	50.234	35.449	37.277	158.5	11:23.775
4	1:47.194	37.138	32.921	37.135	265.2	13:10.969
5	1:45.140	36.018	33.133	35.989	268.4	14:56.109
6	1:44.519	35.837	32.778	35.904	267.8	16:40.628
7	1:42.599	35.514	30.908	36.177	267.8	18:23.227
8	4:11.039 B	35.640	31.050	3:04.349	267.8	22:34.266
9	1:55.167	42.901	32.820	39.446	200.6	24:29.433
10	1:45.018	36.215	33.054	35.749	266.5	26:14.451
11	1:42.842	35.759	31.278	35.805	268.4	27:57.293
12	1:42.577	35.643	31.195	35.739	268.4	29:39.870

93 Roland RUPPRECHTER AUT						
R&B Research and Wealth Manager Dallara GP2/05 2005						
1	9:42.748 B	2:01.774	44.604	6:56.370	141.7	9:42.748
2	2:16.628	57.562	37.073	41.993	91.8	11:59.376
3	1:53.573	39.194	35.587	38.792	278.8	13:52.949
4	1:47.077	37.660	32.651	36.766	280.2	15:40.026
5	1:49.306	38.047	32.812	38.447	284.6	17:29.332
6	1:47.885	37.639	32.930	37.316	280.9	19:17.217
7	1:45.903	36.949	32.393	36.561	282.4	21:03.120
8	1:46.345	37.053	31.840	37.452	283.9	22:49.465



BOSS GP Mugello Racing Weekend Free Practice 2

Sector Analysis

— Invalidated Lap ■ Personal Best ■ Session Best B Crossing the pit lane

Lap	Time	Sector 1	Sector 2	Sector 3	T.Spd	Elapsed	Lap	Time	Sector 1	Sector 2	Sector 3	T.Spd	Elapsed
9	1:48.267	36.956	33.202	38.109	282.4	24:37.732							
10	1:46.647	37.095	32.811	36.741	282.4	26:24.379							
11	1:45.150	36.862	32.002	36.286	286.1	28:09.529							

96 **Simon JACKERMAIER** DEU
Team Top Speed Dallara GP2/11 2011

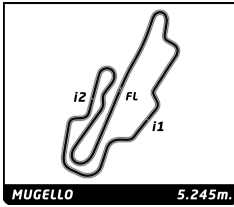
1	5:39.764 B	1:36.134	40.712	3:22.918	109.5	5:39.764
---	-------------------	----------	---------------	----------	-------	----------

115 **Andreas HASLER** AUT
Hasler Motorsport Dallara WS T08 2009

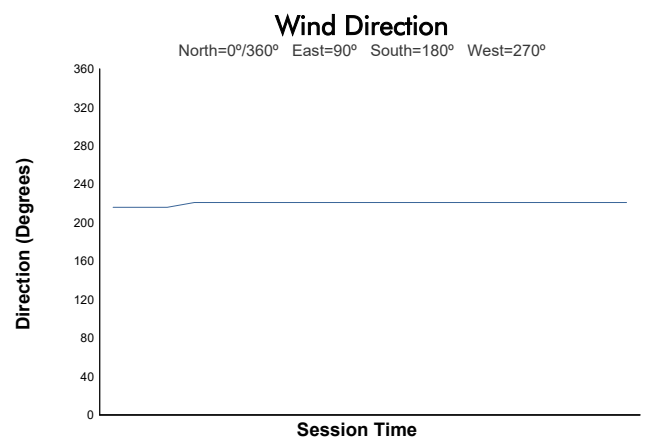
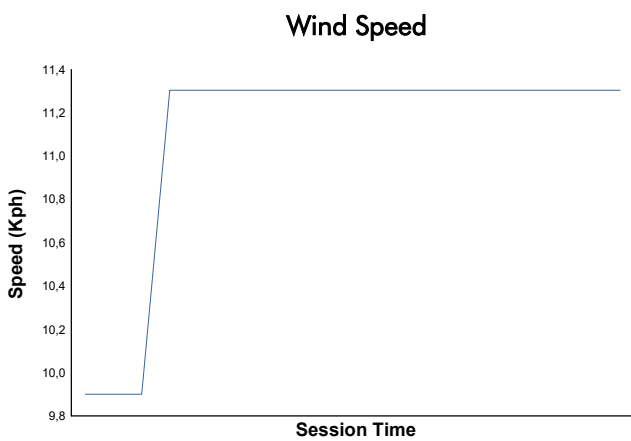
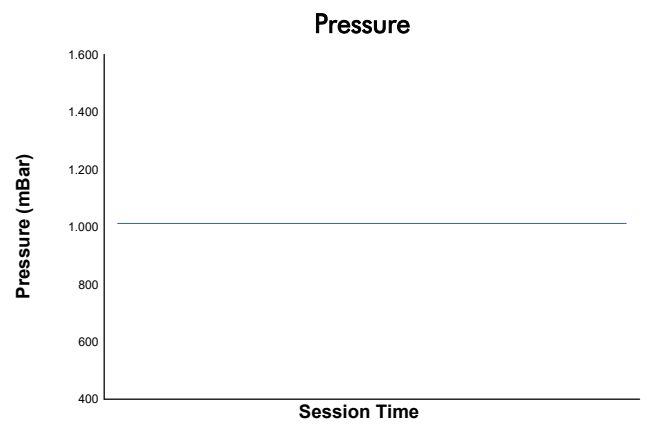
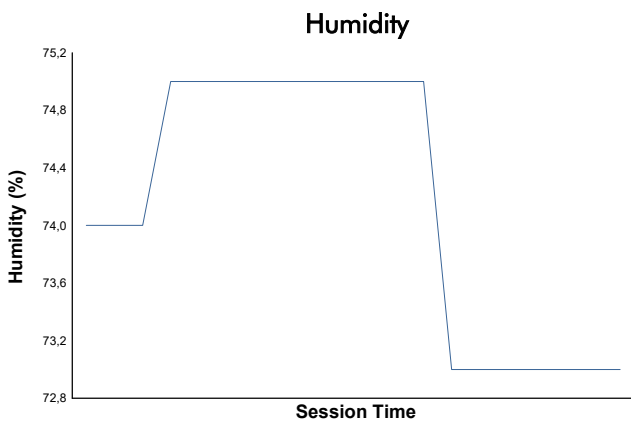
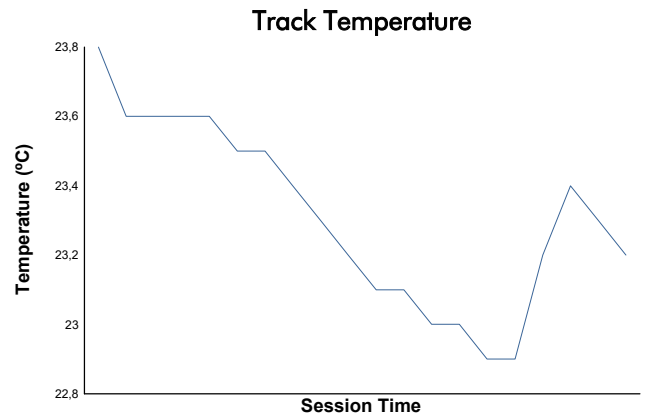
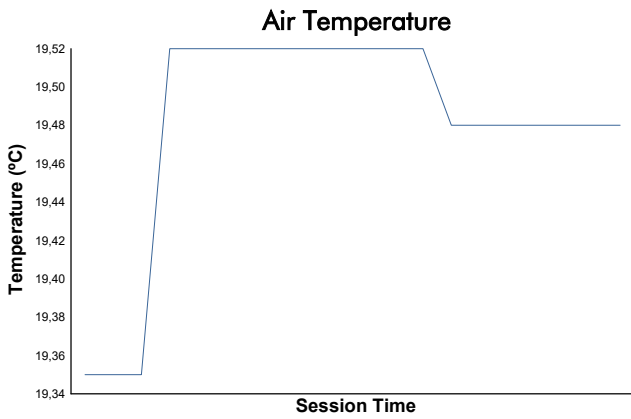
1	9:49.759 B	1:26.748	45.140	7:37.871	125.7	9:49.759
2	2:29.634	1:01.510	41.118	47.006	85.3	12:19.393
3	2:07.520	44.222	39.733	43.565	223.2	14:26.913
4	2:00.293	41.744	36.803	41.746	229.4	16:27.206
5	1:58.942	41.325	36.380	41.237	234.3	18:26.148
6	1:59.116	40.743	36.658	41.715	232.8	20:25.264

777 **Stephan GLASER** SUI
Jo Zeller Racing Dallara WS V6 T08 2008

1	2:17.958	1:03.740	36.097	38.121	119.9	2:17.958
2	6:56.028 B	49.807			254.0	9:13.986
3	2:06.460	52.685	35.110	38.665	152.9	11:20.446
4	1:50.628	38.700	33.822	38.106	257.0	13:11.074
5	3:49.425 B	37.381	35.296	2:36.748	248.2	17:00.499



Mugello Racing Weekend
BOSS GP
 Free Practice 2
 Weather Report



Track Status: **DRY**