

**Circuit Paul Ricard**  
**BOSS GP 2017**  
**Free Practice 1**

**Results**

09/06/2017

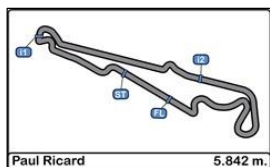
Ord.	Nº	Team	Driver	Nat.	Make	Type	Engine	Class	Cl.	Laps	Best	Time	Gap	Interval	Km/h	
1	1	Top Speed	Ingo Gerstl	AUT	Toro Rosso	STR1	F1	Cosworth 3.0 V10	OPEN	1º	6	5	1'48.590		193.675	
2	888	Top Speed	Florian Schnitzenbaumer	GER	Dallara	GP2	Mecachrome 4.0 V8	FORMULA	1º	9	8	1'56.394	7"804	7"804	180.690	
3	115	PS Racing by Coloni Motorsport	Mahaveer Raghunathan	IND	Lola	Auto GP	Gibson Tech 3.4 V8	FORMULA	2º	11	10	1'57.001	8"411	0"607	179.752	
4	444	Ledermais Motorsport	Johann Ledermais	AUT	Dallara	GP2	Mecachrome 4.0 V8	FORMULA	3º	9	8	1'58.614	10"024	1"613	177.308	
5	26	F Xtreme Racing Team	Wolfgang Jaksch	GER	Super Aguri	SA06	F1	Cosworth 3.0 V10	OPEN	2º	5	4	2'00.717	12"127	2"103	174.219
6	136	De Boer Manx	Henk de Boer	NED	Dallara	GP2	Mecachrome 4.0 V8	FORMULA	4º	12	10	2'02.880	14"290	2"163	171.152	
7	323	MM International Motorsport	Armando Mangini	ITA	Dallara	GP2	Mecachrome 4.0 V8	FORMULA	5º	11	10	2'03.347	14"757	0"467	170.504	
8	101	Speed Center	Peter Göllner	SUI	Dallara	GP2	Mecachrome 4.0 V8	FORMULA	6º	10	9	2'08.497	19"907	5"150	163.671	
9	127	Griffith's	Bruno Navarrete	FRA	Dallara	GP2	Mecachrome 4.0 V8	FORMULA	7º	8	7	2'09.211	20"621	0"714	162.766	
10	411	Becker Motorsport	Karl-Heinz Becker	GER	Dallara	World Series by Nissan	AER 2.0 R4T	FORMULA	8º	6	6	2'10.425	21"835	1"214	161.251	
11	555	Speed Center	Christian Eicke	SUI	Dallara	GP2	Mecachrome 4.0 V8	FORMULA	9º	8	7	2'13.178	24"588	2"753	157.918	
12	222	H&A Racing	Veronika Cicha	CZE	Dallara	GP2	Mecachrome 4.0 V8	FORMULA	10º	2	2	4'58.941	3'10"351	2'45"763	70.352	
13	11	Mansell Motorsport	Rinus van Kalmthout	NED	Dallara	GP2 Evo	Judd 4.0 V8	OPEN	3º	2	1	6'02.032	4'13"442	1'03"091	58.092	

Published at:.....

Track Status **DRY**

<b>Stewards:</b> 	<b>Race Director:</b> 	<b>Timekeeper:</b> 
----------------------	---------------------------	---





**Circuit Paul Ricard**  
**BOSS GP 2017**  
**Free Practice 1**

**LAP ANALYSIS**

09/06/2017

Number	1			11			26			101			115		
Lap	Lap Time	Partial	Speed	Lap Time	Partial	Speed	Lap Time	Partial	Speed	Lap Time	Partial	Speed	Lap Time	Partial	Speed
1 <sup>a</sup> - 1	0'33.171	0'33.171	285.715	18'57.340	18'57.340		0'39.558	0'39.558	234.783	0'52.252	0'52.252	254.118	0'36.305	0'36.305	259.616
1 <sup>a</sup> - 2	1'12.301	0'39.130		19'30.926	0'33.586		1'16.953	0'37.395		1'34.986	0'42.734		1'13.287	0'36.982	
1 <sup>a</sup> - 3	2'00.518	0'48.217		20'43.529	1'12.603	PIT	2'11.988	0'55.035		2'34.558	0'59.572		2'07.446	0'54.159	
2 <sup>a</sup> - 1	0'31.344	0'31.344	302.522				0'34.887	0'34.887	282.723	0'40.078	0'40.078	262.774	0'34.867	0'34.867	264.706
2 <sup>a</sup> - 2	1'04.117	0'32.773					1'09.708	0'34.821		1'22.239	0'42.161		1'10.187	0'35.320	
2 <sup>a</sup> - 3	1'51.668	0'47.551					2'02.006	0'52.298		2'20.901	0'58.662		1'59.979	0'49.792	
3 <sup>a</sup> - 1	0'31.895	0'31.895	306.819				0'33.935	0'33.935	296.704	0'39.935	0'39.935	245.455	0'33.208	0'33.208	265.357
3 <sup>a</sup> - 2	1'05.196	0'33.301					1'09.489	0'35.554		1'19.069	0'39.134		1'06.784	0'33.576	
3 <sup>a</sup> - 3	1'52.330	0'47.134					2'00.717	0'51.228		2'16.118	0'57.049		1'58.623	0'51.839	
4 <sup>a</sup> - 1	0'30.598	0'30.598	305.085				0'33.115	0'33.115	300.000	0'38.908	0'38.908	266.667	0'33.333	0'33.333	264.706
4 <sup>a</sup> - 2	1'02.537	0'31.939					1'08.401	0'35.286		1'17.843	0'38.935		1'08.937	0'35.604	
4 <sup>a</sup> - 3	1'48.590	0'46.053					2'14.711	1'06.310	PIT	2'15.396	0'57.553		1'58.281	0'49.344	
5 <sup>a</sup> - 1	0'34.928	0'34.928	194.946							0'37.580	0'37.580	270.677	0'33.149	0'33.149	262.136
5 <sup>a</sup> - 2	1'07.880	0'32.952								1'15.783	0'38.203		1'08.362	0'35.213	
5 <sup>a</sup> - 3	2'06.072	0'58.192	PIT							2'10.087	0'54.304		2'05.699	0'57.337	
6 <sup>a</sup> - 1										0'37.610	0'37.610	272.041	0'32.920	0'32.920	265.357
6 <sup>a</sup> - 2										1'15.149	0'37.539		1'08.803	0'35.883	
6 <sup>a</sup> - 3										2'10.335	0'55.186		2'13.609	1'04.806	PIT
7 <sup>a</sup> - 1										0'36.269	0'36.269	272.728	3'58.139	3'58.139	170.887
7 <sup>a</sup> - 2										1'16.243	0'39.974		4'33.613	0'35.474	
7 <sup>a</sup> - 3										2'13.089	0'56.846		5'38.703	1'05.090	
8 <sup>a</sup> - 1										0'36.855	0'36.855	266.010	0'33.284	0'33.284	265.357
8 <sup>a</sup> - 2										1'14.132	0'37.277		1'07.536	0'34.252	
8 <sup>a</sup> - 3										2'08.497	0'54.365		2'03.389	0'55.853	
9 <sup>a</sup> - 1										4'14.102	4'14.102	264.059	0'32.915	0'32.915	264.706
9 <sup>a</sup> - 2										5'05.520	0'51.418		1'07.897	0'34.982	
9 <sup>a</sup> - 3										6'22.781	1'17.261	PIT	1'57.001	0'49.104	
10 <sup>a</sup> - 1													0'33.377	0'33.377	264.706
10 <sup>a</sup> - 2													1'09.138	0'35.761	
10 <sup>a</sup> - 3													2'22.929	1'13.791	PIT
11 <sup>a</sup> - 1															
11 <sup>a</sup> - 2															
11 <sup>a</sup> - 3															

Ideal Lap	
0'30.598	0'30.598
1'02.537	0'31.939
1'48.590	0'46.053

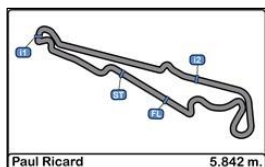
Ideal Lap	
4'19.199	4'19.199
4'52.785	0'33.586
5'57.563	1'04.778

Ideal Lap	
0'33.115	0'33.115
1'07.936	0'34.821
1'59.164	0'51.228

Ideal Lap	
0'36.269	0'36.269
1'13.546	0'37.277
2'07.850	0'54.304

Ideal Lap	
0'32.915	0'32.915
1'06.491	0'33.576
1'55.595	0'49.104

Ideal Best Lap	
0'30.598	0'30.598
1'02.537	0'31.939
1'48.590	0'46.053



**Circuit Paul Ricard**  
**BOSS GP 2017**  
**Free Practice 1**

**LAP ANALYSIS**

09/06/2017

Number	127			136			222			323			411		
	Lap	Lap Time	Partial	Speed	Lap Time	Partial	Speed	Lap Time	Partial	Speed	Lap Time	Partial	Speed	Lap Time	Partial
1 <sup>a</sup> - 1	0'39.199	0'39.199		0'42.687	0'42.687	199.631	2'51.611	2'51.611		0'42.243	0'42.243	198.530	0'42.614	0'42.614	214.286
1 <sup>a</sup> - 2	1'19.906	0'40.707		1'23.044	0'40.357		3'36.040	0'44.429		1'23.990	0'41.747		1'25.174	0'42.560	
1 <sup>a</sup> - 3	2'16.635	0'56.729		2'23.950	1'00.906		4'58.941	1'22.901	PIT	2'19.177	0'55.187		2'23.661	0'58.487	
2 <sup>a</sup> - 1	0'38.043	0'38.043		0'39.804	0'39.804	222.681				0'38.295	0'38.295	271.357	0'40.790	0'40.790	258.374
2 <sup>a</sup> - 2	1'17.368	0'39.325		1'18.771	0'38.967					1'17.083	0'38.788		1'24.249	0'43.459	
2 <sup>a</sup> - 3	2'13.864	0'56.496		2'15.814	0'57.043					2'10.468	0'53.385		2'20.958	0'56.709	
3 <sup>a</sup> - 1	0'39.181	0'39.181		0'37.806	0'37.806	249.423				0'38.390	0'38.390	257.143	0'40.661	0'40.661	261.502
3 <sup>a</sup> - 2	1'17.833	0'38.652		1'16.787	0'38.981					1'16.023	0'37.633		1'21.009	0'40.348	
3 <sup>a</sup> - 3	2'27.815	1'09.982	PIT	2'11.472	0'54.685					2'09.665	0'53.642		2'17.590	0'56.581	
4 <sup>a</sup> - 1	6'41.871	6'41.871		0'37.909	0'37.909	266.667				0'36.351	0'36.351	270.001	0'38.850	0'38.850	251.749
4 <sup>a</sup> - 2	7'27.646	0'45.775		1'16.462	0'38.553					1'13.545	0'37.194		1'19.614	0'40.764	
4 <sup>a</sup> - 3	8'30.002	1'02.356		2'13.126	0'56.664					2'06.093	0'52.548		2'16.750	0'57.136	
5 <sup>a</sup> - 1	0'37.612	0'37.612		0'37.416	0'37.416	272.041				0'36.084	0'36.084	276.215	0'37.261	0'37.261	263.415
5 <sup>a</sup> - 2	1'17.949	0'40.337		1'15.867	0'38.451					1'13.367	0'37.283		1'16.197	0'38.936	
5 <sup>a</sup> - 3	2'12.218	0'54.269		2'09.595	0'53.728					2'05.162	0'51.795		2'10.425	0'54.228	
6 <sup>a</sup> - 1	0'36.650	0'36.650		0'36.356	0'36.356	275.511				0'35.340	0'35.340	276.924	0'38.473	0'38.473	254.717
6 <sup>a</sup> - 2	1'14.397	0'37.747								1'11.703	0'36.363				
6 <sup>a</sup> - 3	2'09.211	0'54.814		2'06.212	2'06.212					2'04.004	0'52.301				
7 <sup>a</sup> - 1	0'39.036	0'39.036		0'36.786	0'36.786	267.991				0'35.224	0'35.224	277.635			
7 <sup>a</sup> - 2	1'27.644	0'48.608								1'15.530	0'40.306				
7 <sup>a</sup> - 3	2'40.100	1'12.456	PIT	2'07.455	2'07.455					2'08.666	0'53.136				
8 <sup>a</sup> - 1										0'37.208	0'37.208	264.706			
8 <sup>a</sup> - 2				1'13.926	1'13.926					1'13.982	0'36.774				
8 <sup>a</sup> - 3				2'06.570	0'52.644					2'05.995	0'52.013				
9 <sup>a</sup> - 1						274.112				0'35.608	0'35.608	270.001			
9 <sup>a</sup> - 2				1'11.296	1'11.296					1'12.048	0'36.440				
9 <sup>a</sup> - 3				2'02.880	0'51.584					2'03.347	0'51.299				
10 <sup>a</sup> - 1						267.991				0'35.428	0'35.428	275.511			
10 <sup>a</sup> - 2				1'14.069	1'14.069					1'13.943	0'38.515				
10 <sup>a</sup> - 3				2'05.128	0'51.059					2'28.369	1'14.426	PIT			
11 <sup>a</sup> - 1				0'38.540	0'38.540	274.112									
11 <sup>a</sup> - 2				1'30.191	0'51.651										
11 <sup>a</sup> - 3				2'53.768	1'23.577	PIT									

Ideal Lap	
0'36.650	0'36.650
1'14.397	0'37.747
2'08.666	0'54.269

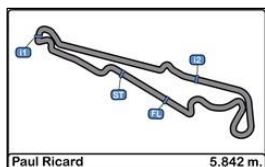
Ideal Lap	
0'36.356	0'36.356
1'14.807	0'38.451
2'05.866	0'51.059

Ideal Lap	
2'51.611	2'51.611
3'29.394	0'37.783
4'27.323	0'57.929

Ideal Lap	
0'35.224	0'35.224
1'11.587	0'36.363
2'02.886	0'51.299

Ideal Lap	
0'37.261	0'37.261
1'16.197	0'38.936
2'10.425	0'54.228

Ideal Best Lap	
0'30.598	0'30.598
1'02.537	0'31.939
1'48.590	0'46.053



**Circuit Paul Ricard**  
**BOSS GP 2017**  
**Free Practice 1**

**LAP ANALYSIS**

09/06/2017

Number	444			555			888			999			
	Lap	Lap Time	Partial	Speed	Lap Time	Partial	Speed	Lap Time	Partial	Speed	Lap Time	Partial	Speed
1 <sup>a</sup> - 1	0'36.012	0'36.012		279.793	0'45.919	0'45.919	188.154	0'38.748	0'38.748	203.774	0'37.690	0'37.690	266.010
1 <sup>a</sup> - 2	1'11.613	0'35.601			1'31.557	0'45.638		1'19.662	0'40.914		1'15.554	0'37.864	
1 <sup>a</sup> - 3	1'59.726	0'48.113			2'34.721	1'03.164		2'15.134	0'55.472		2'12.305	0'56.751	
2 <sup>a</sup> - 1	0'33.970	0'33.970		284.211	0'43.732	0'43.732	189.807	0'36.174	0'36.174	257.143	0'35.262	0'35.262	268.657
2 <sup>a</sup> - 2	1'11.259	0'37.289			1'28.808	0'45.076		1'12.795	0'36.621		1'12.782	0'37.520	
2 <sup>a</sup> - 3	2'01.066	0'49.807			2'30.112	1'01.304		2'06.750	0'53.955		2'04.290	0'51.508	
3 <sup>a</sup> - 1	0'32.730	0'32.730		283.465	0'43.667	0'43.667	197.803	0'34.741	0'34.741	276.215	0'35.062	0'35.062	270.677
3 <sup>a</sup> - 2	1'06.778	0'34.048			1'26.204	0'42.537		1'12.477	0'37.736		1'12.383	0'37.321	
3 <sup>a</sup> - 3	2'04.672	0'57.894	PIT		2'25.241	0'59.037		2'03.681	0'51.204		2'03.238	0'50.855	
4 <sup>a</sup> - 1	5'24.511	5'24.511		118.292	0'39.024	0'39.024	225.942	0'34.457	0'34.457	273.418	0'36.514	0'36.514	272.041
4 <sup>a</sup> - 2	5'59.700	0'35.189			1'20.877	0'41.853		1'09.764	0'35.307		1'22.421	0'45.907	
4 <sup>a</sup> - 3	6'48.473	0'48.773			2'18.048	0'57.171		2'01.498	0'51.734		2'29.448	1'07.027	PIT
5 <sup>a</sup> - 1	0'32.393	0'32.393		281.250	0'38.117	0'38.117	225.470	0'33.298	0'33.298	276.215			
5 <sup>a</sup> - 2	1'08.589	0'36.196			1'18.460	0'40.343		1'07.985	0'34.687				
5 <sup>a</sup> - 3	2'05.754	0'57.165	PIT		2'14.578	0'56.118		1'58.191	0'50.206				
6 <sup>a</sup> - 1	3'39.169	3'39.169		132.030	0'37.539	0'37.539	226.416	0'33.607	0'33.607	276.924			
6 <sup>a</sup> - 2	4'16.824	0'37.655			1'17.282	0'39.743		1'08.094	0'34.487				
6 <sup>a</sup> - 3	5'04.409	0'47.585			2'13.178	0'55.896		1'57.357	0'49.263				
7 <sup>a</sup> - 1	0'33.605	0'33.605		285.715	0'38.582	0'38.582	225.470	0'32.812	0'32.812	276.924			
7 <sup>a</sup> - 2	1'09.230	0'35.625			1'18.185	0'39.603		1'07.241	0'34.429				
7 <sup>a</sup> - 3	1'58.614	0'49.384			2'34.940	1'16.755	PIT	1'56.394	0'49.153				
8 <sup>a</sup> - 1	0'32.630	0'32.630		284.211				0'37.956	0'37.956	257.757			
8 <sup>a</sup> - 2	1'07.147	0'34.517						1'19.457	0'41.501				
8 <sup>a</sup> - 3	2'12.252	1'05.105	PIT					2'32.102	1'12.645	PIT			
9 <sup>a</sup> - 1													
9 <sup>a</sup> - 2													
9 <sup>a</sup> - 3													
10 <sup>a</sup> - 1													
10 <sup>a</sup> - 2													
10 <sup>a</sup> - 3													
11 <sup>a</sup> - 1													
11 <sup>a</sup> - 2													
11 <sup>a</sup> - 3													

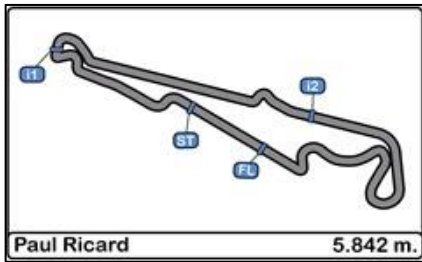
Ideal Lap	
0'32.393	0'32.393
1'06.441	0'34.048
1'54.026	0'47.585

Ideal Lap	
0'37.539	0'37.539
1'17.142	0'39.603
2'13.038	0'55.896

Ideal Lap	
0'32.812	0'32.812
1'07.241	0'34.429
1'56.394	0'49.153

Ideal Lap	
0'35.062	0'35.062
1'12.383	0'37.321
2'03.238	0'50.855

Ideal Best Lap	
0'30.598	0'30.598
1'02.537	0'31.939
1'48.590	0'46.053



## Circuit Paul Ricard

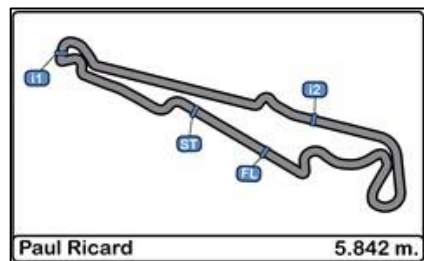
### BOSS GP 2017

### Free Practice 1

### Best Sectors Results

09/06/2017

Sector - 1				Sector - 2				Sector - 3				Ideal Lap vs Best Lap			
Ord.	Nº	Driver	Time	Nº	Driver	Time	Nº	Driver	Time	Ord.	Nº	Driver	Ideal Lap	Best Lap	Ord.
1	1	Ingo Gerstl	30.598	1	Ingo Gerstl	31.939	1	Ingo Gerstl	46.053	1	1	Ingo Gerstl	1'48.590	1'48.590	1
2	444	Johann Ledermais	32.393	115	Mahaveer Raghunathan	33.576	444	Johann Ledermais	47.585	2	444	Johann Ledermais	1'54.026	1'58.614	4
3	888	Florian Schnitzenbaumer	32.812	11	Rinus van Kalmthout	33.586	115	Mahaveer Raghunathan	49.104	3	115	Mahaveer Raghunathan	1'55.595	1'57.001	3
4	115	Mahaveer Raghunathan	32.915	444	Johann Ledermais	34.048	888	Florian Schnitzenbaumer	49.153	4	888	Florian Schnitzenbaumer	1'56.394	1'56.394	2
5	26	Wolfgang Jaksch	33.115	888	Florian Schnitzenbaumer	34.429	999	Salvatore De Plano	50.855	5	26	Wolfgang Jaksch	1'59.164	2'00.717	5
6	999	Salvatore De Plano	35.062	26	Wolfgang Jaksch	34.821	136	Henk de Boer	51.059	6	323	Armando Mangini	2'02.886	2'03.347	8
7	323	Armando Mangini	35.224	323	Armando Mangini	36.363	26	Wolfgang Jaksch	51.228	7	999	Salvatore De Plano	2'03.238	2'03.238	7
8	101	Peter Göllner	36.269	101	Peter Göllner	37.277	323	Armando Mangini	51.299	8	136	Henk de Boer	2'05.866	2'02.880	6
9	136	Henk de Boer	36.356	999	Salvatore De Plano	37.321	411	Karl-Heinz Becker	54.228	9	101	Peter Göllner	2'07.850	2'08.497	9
10	127	Bruno Navarrete	36.650	127	Bruno Navarrete	37.747	127	Bruno Navarrete	54.269	10	127	Bruno Navarrete	2'08.666	2'09.211	10
11	411	Karl-Heinz Becker	37.261	222	Veronika Cicha	37.783	101	Peter Göllner	54.304	11	411	Karl-Heinz Becker	2'10.425	2'10.425	11
12	555	Christian Eicke	37.539	136	Henk de Boer	38.451	555	Christian Eicke	55.896	12	555	Christian Eicke	2'13.038	2'13.178	12
13	222	Veronika Cicha	2'51.611	411	Karl-Heinz Becker	38.936	222	Veronika Cicha	57.929	13	222	Veronika Cicha	4'27.323	4'58.941	13
14	11	Rinus van Kalmthout	4'19.199	555	Christian Eicke	39.603	11	Rinus van Kalmthout	1'04.778	14	11	Rinus van Kalmthout	Transponder	6'02.032	14



## Circuit Paul Ricard

### BOSS GP 2017

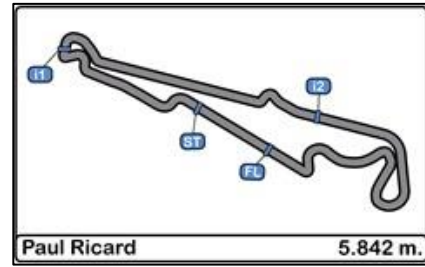
### Free Practice 1

### Fastest Lap Sequence

09/06/2017

Time of Day	Session Time	Nº	Team	Driver	Nat.	Make	Type	Engine	Class	Time	Km/h	Lap
9:44'37.375	4'17.016	115	PS Racing by Coloni Motorsport	Mahaveer Raghunathan	IND	Lola	Auto GP	Gibson Tech 3.4 V8	FORMULA	2'07.446	165.020	2
9:44'44.476	4'24.083	444	Ledermair Motorsport	Johann Ledermair	AUT	Dallara	GP2	Mecachrome 4.0 V8	FORMULA	1'59.726	175.661	2
9:48'36.006	8'15.618	115	PS Racing by Coloni Motorsport	Mahaveer Raghunathan	IND	Lola	Auto GP	Gibson Tech 3.4 V8	FORMULA	1'58.623	177.294	4
9:50'34.274	10'13.899	115	PS Racing by Coloni Motorsport	Mahaveer Raghunathan	IND	Lola	Auto GP	Gibson Tech 3.4 V8	FORMULA	1'58.281	177.807	5
9:51'47.356	11'26.895	1	Top Speed	Ingo Gerstl	AUT	Toro Rosso STR1	F1	Cosworth 3.0 V10	OPEN	1'51.668	188.337	3
9:55'28.296	15'07.815	1	Top Speed	Ingo Gerstl	AUT	Toro Rosso STR1	F1	Cosworth 3.0 V10	OPEN	1'48.590	193.675	5





**Circuit Paul Ricard**  
**BOSS GP 2017**  
**Free Practice 1**  
**Weather Report**

09/06/2017

Track Status DRY

