

Bosch Hockenheim Historic

DMSB 107-2017 , 50-2017
FIA 1FJ.Deu.270327

DMSB

BOSS GP

Ergebnis Free Practice 1

20 - 23 April 2017
Hockenheimring GP - 4574 mtr.

Pl.	Nr.	Name / Bewerber	Fahrzeug	Kls	Pl K	Schnellste	In	Diff.	Diff	Rnd	Km/h
1	1	Ingo Gerstl (AUT) Top Speed	Toro Rosso STR1 Cosworth 3.0 V1	OP	1	1:21.477	4			5	202.10
2	66	Klaas Zwart (NED) Team Ascar	Jaguar R5 Cosworth 3.0 V10	OP	2	1:24.162	4	2.685	2.685	8	195.65
3	444	Johann Ledermair (AUT) Ledermair Motorsport	Dallara Mecachrome 4.0 V8	FO	1	1:26.048	5	4.571	1.886	6	191.36
4	7	Phil Stratford (USA) Penn Elcom Racing	Benetton B197 Judd 4.0 V10	OP	3	1:30.110	6	8.633	4.062	7	182.74
5	999	Salvatore de Plano (ITA) MM International Motorsport	Dallara Mecachrome 4.0 V8	FO	2	1:30.374	3	8.897	0.264	5	182.20
6	115	Mahaveer Raghunathan (IND) PS Racing	Lola B05/52 Gibson Tech 3.4 V8	FO	3	1:30.829	5	9.352	0.455	7	181.29
7	888	Florian Schnitzenbaumer (DEU) Top Speed	Dallara Mecachrome 4.0 V8	FO	4	1:30.878	6	9.401	0.049	7	181.19
8	323	Armando Mangini (ITA) MM International Motorsport	Dallara Mecachrome 4.0 V8	FO	5	1:31.532	6	10.055	0.654	8	179.90
9	321	Andreas Fiedler (DEU) Fiedler Racing	Dallara Mecachrome 4.0 V8	FO	6	1:32.239	6	10.762	0.707	9	178.52
10	21	Bernd Herndlhofer (AUT) H&A Racing	Arrows A22 Asiatech 3.0 V10	OP	4	1:33.971	2	12.494	1.732	5	175.23
11	3	Peter Milavec (AUT) GP Racing	Panoz DP01 Judd 4.2 V10	OP	5	1:34.300	6	12.823	0.329	9	174.62
12	111	'PETER' (FRA) Easy Formula	Dallara Renault 3.5 V6	FO	7	1:42.131	4	20.654	7.831	4	161.23
13	222	Veronika Cicha (CZE) H&A Racing	Dallara Mecachrome 4.0 V8	FO	8	1:44.143	4	22.666	2.012	5	158.11
14	555	Christian Eicke (SUI) Speed Center	Dallara Mecachrome 4.0 V8	FO	9					2	0.00

Schnellste Runde : 1:21.477 in Runde 4 durch nr. 1 : Ingo Gerstl (Toro Rosso STR1)

Aushangzeit

Ergebnissen und Rundezeiten : www.raceresults.at

Zeitnahme durch : SDO SportTiming

Rennleiter	Steward	Zeitmessung
Arthur Hirning		Bernd Jung
Seite 1 von 1		

Bosch Hockenheim Historic

17, 50-2017 FIA 1FJ.Deu.270327

BOSS GP

Ergebnis Free Practice 1

DMSB

20 - 23 April 2017

Hockenheimring GP - 4574 mtr.

Klasse = FO

Pl.	Nr.	Name / Bewerber	Fahrzeug	Schnellste	In	Diff.	Diff	Rnd	Km/h
1	444	Johann Ledermais (AUT) Ledermais Motorsport	Dallara Mecachrome 4.0 V8	1:26.048	5			6	191.36
2	999	Salvatore de Plano (ITA) MM International Motorsport	Dallara Mecachrome 4.0 V8	1:30.374	3	4.326	4.326	5	182.20
3	115	Mahaveer Raghunathan (IND) PS Racing	Lola B05/52 Gibson Tech 3.4 V8	1:30.829	5	4.781	0.455	7	181.29
4	888	Florian Schnitzenbaumer (DEU) Top Speed	Dallara Mecachrome 4.0 V8	1:30.878	6	4.830	0.049	7	181.19
5	323	Armando Mangini (ITA) MM International Motorsport	Dallara Mecachrome 4.0 V8	1:31.532	6	5.484	0.654	8	179.90
6	321	Andreas Fiedler (DEU) Fiedler Racing	Dallara Mecachrome 4.0 V8	1:32.239	6	6.191	0.707	9	178.52
7	111	'PETER' (FRA) Easy Formula	Dallara Renault 3.5 V6	1:42.131	4	16.083	9.892	4	161.23
8	222	Veronika Cicha (CZE) H&A Racing	Dallara Mecachrome 4.0 V8	1:44.143	4	18.095	2.012	5	158.11
9	555	Christian Eicke (SUI) Speed Center	Dallara Mecachrome 4.0 V8					2	0.00

Klasse = OP

Pl.	Nr.	Name / Bewerber	Fahrzeug	Schnellste	In	Diff.	Diff	Rnd	Km/h
1	1	Ingo Gerstl (AUT) Top Speed	Toro Rosso STR1 Cosworth 3.0 V10	1:21.477	4			5	202.10
2	66	Klaas Zwart (NED) Team Ascari	Jaguar R5 Cosworth 3.0 V10	1:24.162	4	2.685	2.685	8	195.65
3	7	Phil Stratford (USA) Penn Elcom Racing	Benetton B197 Judd 4.0 V10	1:30.110	6	8.633	5.948	7	182.74
4	21	Bernd Herndlhofer (AUT) H&A Racing	Arrows A22 Asiatech 3.0 V10	1:33.971	2	12.494	3.861	5	175.23
5	3	Peter Milavec (AUT) GP Racing	Panoz DP01 Judd 4.2 V10	1:34.300	6	12.823	0.329	9	174.62

Schnellste Runde : 1:21.477 in Runde 4 durch nr. 1 : Ingo Gerstl (Toro Rosso STR1)

Aushangzeit

Ergebnissen und Rundezeiten : www.raceresults.at

Zeitnahme durch : SDO SportTiming

Rennleiter	Steward	Zeitmessung
Arthur Hirning		Bernd Jung
Seite 1 von 1		

Bosch Hockenheim Historic

DMSB 107-2017, 50-2017, FIA

151 Doc: 270327

DMSB

BOSS GP

20 - 23 April 2017

Rundezeiten - Free Practice 1

Hockenheimring GP - 4574 mtr.

Nr.	Name	Rnd	Runde	Lap ..1	Lap ..2	Lap ..3	Lap ..4	Lap ..5	Lap ..6	Lap ..7	Lap ..8	Lap ..9	Lap ..0
1	Ingo Gerstl	5	1 - 10	1:38.686	1:29.812	1:23.030	1:21.477	1:38.127					
66	Klaas Zw art	8	1 - 10	2:09.194	1:26.666	1:27.398	1:24.162	1:24.275	1:24.834	1:26.814	1:31.044		
444	Johann Ledermaier	6	1 - 10	1:34.902	1:28.887	1:26.877	1:26.487	1:26.048	1:32.585				
7	Phil Stratford	7	1 - 10	1:49.823	1:37.168	1:34.482	1:30.331	1:30.366	1:30.110	1:48.241			
999	Salvatore de Plano	5	1 - 10	1:54.881	1:33.097	1:30.374	1:52.323	7:29.998					
115	Mahaveer Raghunathan	7	1 - 10	1:34.579	1:33.301	1:30.846	1:32.461	1:30.829	1:38.830	6:45.457			
888	Florian Schnitzenbaumer	7	1 - 10	1:48.288	1:36.077	1:33.099	1:34.514	1:31.594	1:30.878	1:43.763			
323	Armando Mangini	8	1 - 10	1:41.757	1:43.902	1:34.988	1:33.020	1:32.040	1:31.532	1:32.803	2:00.533		
321	Andreas Fiedler	9	1 - 10	2:10.314	1:43.386	1:40.631	1:33.129	1:32.330	1:32.239	1:32.536	1:34.777	2:47.765	
21	Bemd Herndhofer	5	1 - 10	1:43.786	1:33.971	2:08.561	7:49.206	1:50.345					
3	Peter Milavec	9	1 - 10	1:45.109	1:34.680	1:34.409	1:45.349	3:33.645	1:34.300	1:34.306	1:38.617	1:34.721	
111	'PETER'	4	1 - 10	1:54.269	1:47.945	1:45.130	1:42.131						
222	Veronika Cicha	5	1 - 10	2:18.933	1:53.410	1:46.446	1:44.143	1:45.019					
555	Christian Eicke	2	1 - 10	1:56.056	2:09.801								

Bosch Hockenheim Historic

DMSB 10/1-2017 / 50-2017 FIA
1511001270227
DMSB

BOSS GP

Sector analyse - Free Practice 1

20 - 23 April 2017

Hockenheimring GP - 4574 mtr.

Pl.	Nr.	Name / Team Name	Sector 1			Sector 2			Sector 3			Theoretischer Bestest	Bestzeit	In
			Zeit	.	pl.	Zeit	.	pl.	Zeit	.	pl.			
1	1	Ingo Gerstl (AUT)	18.094	4	1	37.600	4	1	25.783	4	1	1:21.477	1: 21.477	4
2	66	Klaas Zwart (NED)	18.426	4	2	38.879	6	2	26.761	4	2	1:24.066	1: 24.162	4
3	444	Johann Ledemair (AUT)	18.819	4	3	40.069	5	3	26.786	3	3	1:25.674	1: 26.048	5
4	7	Phil Stratford (USA)	19.683	6	5	40.835	4	4	29.310	5	10	1:29.828	1: 30.110	6
5	999	Salvatore de Plano (ITA)	20.223	3	8	41.111	3	5	29.040	3	6	1:30.374	1: 30.374	3
6	115	Mahaveer Raghunathan (IND)	19.198	8	4	41.732	3	7	27.640	7	4	1:28.570	1: 30.829	5
7	888	Florian Schnitzenbaumer (DEU)	19.864	6	6	41.646	6	6	29.079	5	7	1:30.589	1: 30.878	6
8	323	Armando Mangini (ITA)	20.321	6	9	41.924	6	8	28.971	5	5	1:31.216	1: 31.532	6
9	321	Andreas Fiedler (DEU)	19.921	7	7	42.351	6	9	29.143	5	8	1:31.415	1: 32.239	6
10	21	Bemd Hemdlhofer (AUT)	20.652	5	11	43.281	2	11	29.208	2	9	1:33.141	1: 33.971	2
11	3	Peter Milavec (AUT)	20.524	7	10	42.625	3	10	30.600	7	11	1:33.749	1: 34.300	6
12	111	'PETER' (FRA)											1: 42.131	4
13	222	Veronika Cicha (CZE)	22.166	6	12	46.407	4	12	34.302	4	12	1:42.875	1: 44.143	4
14	555	Christian Eicke (SUI)	25.022	2	13	51.597	2	13	36.052	1	13	1:52.671		

Bosch Hockenheim Historic

DMSB 10/7-2017, 50-2017 FIA
151Dm:270227
DMSB

BOSS GP

20 - 23 April 2017

Runden und Sektoren Zeiten - Free Practice 1

Hockenheimring GP - 4574 mtr.

1 Ingo Gerstl (AUT)									Toro Rosso STR1 Cosworth 3.0 V10										
lap	Sect-1	Speed	Sect-2	Speed	Sect-3	Speed	TopSpeed	laptime	pit	lap	Sect-1	Speed	Sect-2	Speed	Sect-3	Speed	Topspeed	laptime	pit
1	Out	156.5	45.605	230.8	30.501	264.1	255.3	1:38.686		4	18.094	216.0	37.600	264.7	25.783	267.3	314.9	1:21.477	
2	21.013	204.5	41.575	253.5	27.224	266.7	282.0	1:29.812		5	20.109	171.2	43.109	260.2	In		260.2	1:38.127	P
3	18.513	221.3	38.323	258.4	26.194	268.7	315.8	1:23.030		6									

3 Peter Milavec (AUT)									Panoz DP01 Judd 4.2 V10										
lap	Sect-1	Speed	Sect-2	Speed	Sect-3	Speed	TopSpeed	laptime	pit	lap	Sect-1	Speed	Sect-2	Speed	Sect-3	Speed	Topspeed	laptime	pit
1	48.838	217.3	33.512	236.8	228.3	1:45.109	6	20.716	172.2	42.781	228.8	30.803	239.5	291.1	1:34.300				
2	20.924	166.7	43.092	228.8	30.664	237.9	289.5	1:34.680		7	20.524	177.0	43.182	228.3	30.600	239.5	291.9	1:34.306	
3	20.932	177.0	42.625	229.3	30.852	236.8	291.9	1:34.409		8	21.252	169.5	46.573	216.9	30.792	238.9	291.1	1:38.617	
4	21.450	159.5	43.537	230.8	In		291.1	1:45.349	P	9	21.150	177.6	42.964	228.8	30.607	238.4	291.1	1:34.721	
5	Out	145.6	45.134	224.1	31.255	238.9	291.1	3:33.645		10									

7 Phil Stratford (USA)									Benetton B197 Judd 4.0 V10										
lap	Sect-1	Speed	Sect-2	Speed	Sect-3	Speed	TopSpeed	laptime	pit	lap	Sect-1	Speed	Sect-2	Speed	Sect-3	Speed	Topspeed	laptime	pit
1	Out	163.4	52.594	213.9	33.664	235.8	230.8	1:49.823		5	20.033	203.4	41.023	235.8	29.310	248.3	300.8	1:30.366	
2	22.668	187.5	43.701	225.5	30.799	245.5	298.3	1:37.168		6	19.683	200.4	40.941	233.3	29.486	248.8	303.4	1:30.110	
3	23.016	191.8	41.552	233.8	29.914	247.7	299.2	1:34.482		7	19.751	198.2	40.963	233.3	In		301.7	1:48.241	P
4	19.916	205.3	40.835	235.3	29.580	244.9	299.2	1:30.331		8									

21 Bernd Herndlhofer (AUT)									Arrows A22 Asiatech 3.0 V10										
lap	Sect-1	Speed	Sect-2	Speed	Sect-3	Speed	TopSpeed	laptime	pit	lap	Sect-1	Speed	Sect-2	Speed	Sect-3	Speed	Topspeed	laptime	pit
1	Out	141.9	48.559	217.7	31.541	243.2	228.3	1:43.786		4	Out	170.1	46.662	234.3	30.594	245.5	291.1	7:49.206	
2	21.482	178.5	43.281	233.3	29.208	245.5	298.3	1:33.971		5	20.652	196.0	45.092	235.3	In		217.7	1:50.345	P
3	24.143	66.6	1:02.728	233.8	In		285.0	2:08.561	P	6									

66 Klaas Zwart (NED)									Jaguar R5 Cosworth 3.0 V10										
lap	Sect-1	Speed	Sect-2	Speed	Sect-3	Speed	TopSpeed	laptime	pit	lap	Sect-1	Speed	Sect-2	Speed	Sect-3	Speed	Topspeed	laptime	pit
1	Out	189.1	1:15.107	159.8	33.456	258.4	232.8	2:09.194		5	18.468	210.5	38.889	251.7	26.918	264.1	318.6	1:24.275	
2	19.689	211.8	39.791	247.7	27.186	265.4	315.8	1:26.666		6	18.533	203.4	38.879	251.7	27.422	266.7	322.4	1:24.834	
3	21.082	200.7	39.513	250.0	26.803	264.7	317.6	1:27.398		7	18.697	203.0	40.419	254.7	27.698	266.0	320.5	1:26.814	
4	18.426	202.2	38.975	254.1	26.761	263.4	321.4	1:24.162		8	18.616	204.5	39.979	248.3	In		321.4	1:31.044	P

'PETER' (FRA)									Dallara Renault 3.5 V6										
lap	Sect-1	Speed	Sect-2	Speed	Sect-3	Speed	TopSpeed	laptime	pit	lap	Sect-1	Speed	Sect-2	Speed	Sect-3	Speed	Topspeed	laptime	pit
1								1:54.269		3								1:45.130	
2								1:47.945		4								1:42.131	

115 Mahaveer Raghunathan (IND)									Lola B05/52 Gibson Tech 3.4 V8										
lap	Sect-1	Speed	Sect-2	Speed	Sect-3	Speed	TopSpeed	laptime	pit	lap	Sect-1	Speed	Sect-2	Speed	Sect-3	Speed	Topspeed	laptime	pit
1	Out	139.2	44.070	216.0	28.773	223.1	261.5	1:34.579		5	20.244	189.5	42.079	220.0	28.506	227.4	269.3	1:30.829	
2	19.915	188.2	44.511	212.2	28.875	227.4	270.0	1:33.301		6	19.976	188.2	41.993	220.0	In		270.0	1:38.830	P
3	20.914	190.1	41.732	219.5	28.200	228.8	269.3	1:30.846		7	Out	188.2	42.858	217.7	27.640	232.8	270.0	6:45.457	
4	19.566	185.2	42.108	220.4	30.787	229.3	272.0	1:32.461		8									

222 Veronika Cicha (CZE)									Dallara Mecachrome 4.0 V8										
lap	Sect-1	Speed	Sect-2	Speed	Sect-3	Speed	TopSpeed	laptime	pit	lap	Sect-1	Speed	Sect-2	Speed	Sect-3	Speed	Topspeed	laptime	pit
1	Out	105.8	1:07.611	167.4	40.947	198.2	153.4	2:18.933		4	23.434	160.0	46.407	203.0	34.302	217.3	269.3	1:44.143	
2	25.921	135.7	51.255	192.2	36.234	211.4	221.3	1:53.410		5	22.946	162.2	47.538	206.9	34.535	220.4	266.7	1:45.019	
3	23.311	144.6	47.839	188.2	35.296	218.2	268.0	1:46.446		6									

321 Andreas Fiedler (DEU)									Dallara Mecachrome 4.0 V8										
lap	Sect-1	Speed	Sect-2	Speed	Sect-3	Speed	TopSpeed	laptime	pit	lap	Sect-1	Speed	Sect-2	Speed	Sect-3	Speed	Topspeed	laptime	pit
1	Out	106.5	1:00.685	191.8	35.700	219.5	219.5	2:10.314		6	20.414	189.5	42.351	225.9	29.474	236.3	290.3	1:32.239	
2	25.750	102.2	46.606	213.4	31.030	233.3	280.5	1:43.386		7	19.921	193.2	42.626	223.1	29.989	233.8	291.9	1:32.536	
3	24.098	73.1	46.675	222.7	29.858	231.3	281.3	1:40.631		8	20.635	189.5	44.117	221.3	30.025	230.8	291.1	1:34.777	

Bosch Hockenheim Historic

 DMSB 10/7-2017, 30-2017 FIA
 151120170227
DMSB

BOSS GP

20 - 23 April 2017

Runden und Sektoren Zeiten - Free Practice 1

Hockenheimring GP - 4574 mtr.

4	20.840	185.6	42.976	226.4	29.313	234.3	287.2	1:33.129	9	21.738	182.4	1:21.524	89.4	In	290.3	2:47.765	P
5	20.722	185.9	42.465	227.4	29.143	236.8	287.2	1:32.330	10								

323 Armando Mangini (ITA)									Dallara Mecachrome 4.0 V8										
lap	Sect-1	Speed	Sect-2	Speed	Sect-3	Speed	TopSpeed	laptime	pit	lap	Sect-1	Speed	Sect-2	Speed	Sect-3	Speed	Topspeed	laptime	pit
1	Out	153.0	46.668	212.6	30.755	227.4	266.7	1:41.757		5	20.980	183.4	42.089	225.0	<u>28.971</u>	234.3	288.0	1:32.040	
2	22.204	172.0	43.373	217.7	38.325	214.3	279.1	1:43.902		6	<u>20.321</u>	<u>186.9</u>	<u>41.924</u>	<u>225.9</u>	29.287	234.3	286.5	<u>1:31.532</u>	
3	21.457	182.7	44.242	219.5	29.289	233.8	277.6	1:34.988		7	20.789	172.2	42.509	218.6	29.505	<u>234.8</u>	285.0	1:32.803	
4	21.375	184.3	42.505	222.2	29.140	233.8	279.1	1:33.020		8	22.780	175.0	52.015	172.8	In		279.8	2:00.533	P

444 Johann Ledermair (AUT)									Dallara Mecachrome 4.0 V8										
lap	Sect-1	Speed	Sect-2	Speed	Sect-3	Speed	TopSpeed	laptime	pit	lap	Sect-1	Speed	Sect-2	Speed	Sect-3	Speed	Topspeed	laptime	pit
1	Out	158.1	43.483	224.1	28.529	241.1	290.3	1:34.902		4	<u>18.819</u>	186.2	40.627	232.8	27.041	<u>244.3</u>	295.9	1:26.487	
2	19.474	195.7	40.998	229.8	28.415	241.6	292.7	1:28.887		5	18.958	195.7	<u>40.069</u>	<u>234.3</u>	27.021	242.7	295.1	<u>1:26.048</u>	
3	19.828	<u>196.7</u>	40.263	230.8	<u>26.786</u>	243.2	292.7	1:26.877		6	19.491	190.1	40.630	229.8	In		293.5	1:32.585	P

555 Christian Eicke (SUI)									Dallara Mecachrome 4.0 V8										
lap	Sect-1	Speed	Sect-2	Speed	Sect-3	Speed	TopSpeed	laptime	pit	lap	Sect-1	Speed	Sect-2	Speed	Sect-3	Speed	Topspeed	laptime	pit
1	Out	141.5	55.972	179.1	<u>36.052</u>	<u>197.8</u>	160.7	1:56.056		2	<u>25.022</u>	<u>149.0</u>	<u>51.597</u>	<u>182.4</u>	In		224.1	2:09.801	P

888 Florian Schnitzenbaumer (DEU)									Dallara Mecachrome 4.0 V8										
lap	Sect-1	Speed	Sect-2	Speed	Sect-3	Speed	TopSpeed	laptime	pit	lap	Sect-1	Speed	Sect-2	Speed	Sect-3	Speed	Topspeed	laptime	pit
1	Out	147.7	52.940	199.6	32.514	230.8	197.1	1:48.288		5	20.191	183.7	42.324	<u>230.8</u>	<u>29.079</u>	<u>242.2</u>	285.7	1:31.594	
2	21.273	159.5	44.714	221.3	30.090	238.9	266.7	1:36.077		6	<u>19.864</u>	<u>186.9</u>	<u>41.646</u>	229.3	29.368	241.1	287.2	<u>1:30.878</u>	
3	20.220	180.9	43.186	229.8	29.693	237.9	286.5	1:33.099		7	19.979	181.2	42.779	219.1	In		<u>288.8</u>	1:43.763	P
4	20.172	181.8	43.693	220.4	30.649	238.9	281.3	1:34.514		8									

999 Salvatore de Plano (ITA)									Dallara Mecachrome 4.0 V8										
lap	Sect-1	Speed	Sect-2	Speed	Sect-3	Speed	TopSpeed	laptime	pit	lap	Sect-1	Speed	Sect-2	Speed	Sect-3	Speed	Topspeed	laptime	pit
1	Out	128.9	53.511	178.8	33.529	229.8	193.9	1:54.881		4	23.320	168.2	47.703	169.8	In		241.6	1:52.323	P
2	21.242	163.9	42.576	224.5	29.279	<u>240.0</u>	282.0	1:33.097		5	Out	136.2	1:00.094	153.6	38.224	154.7	173.4	7:29.998	
3	<u>20.223</u>	<u>173.9</u>	<u>41.111</u>	<u>229.3</u>	<u>29.040</u>	239.5	<u>286.5</u>	<u>1:30.374</u>		6									

Bosch Hockenheim Historic

DMSB 107-2017, 50-2017 FIA
151 Doc: 270227
DMSB

Lauf name : BOSS GP - Free Practice 1
Lauf Datum : 21 April 2017
Wetter :
CIRCUITNAME : Hockenheimring GP - 4574 mtr.

Participants Started	: 14	Participants Classified	: 14
Participants Finished	: 0	Participants Not Classified	: 3
Participants Not Finished	: 14		

Green flag at	: 10:10:00	Heat recording start time	: 10:10:00
Finish flag waved at	:	Heat recording end time	: 10:30:50
Total time under Green	: 20:50	Total of All Laps in Heat	: 87
Number of cautions	: 0	Total time under Yellow	: 00:00:00
Number of code-60's	: 0	Total time under Code-60	: 00:00:00

Summary of winners per class

Nr.	Name / Team Name	Fahrzeug	Kls	Schnellste Rd.zeit	In	Schnitt	Rnd	Fahrzeit
-----	------------------	----------	-----	--------------------	----	---------	-----	----------

Best Lap time history during the Heat

#	Nr.	lap time	in lap	Name	Fahrzeug	time of day
1	115	1:33.301	2	Mahaveer Raghunathan	Lola B05/52 Gibson Tech 3.4 V8	10:13:41
2	444	1:28.887	2	Johann Ledermair	Dallara Mecachrome 4.0 V8	10:13:41
3	66	1:26.666	2	Klaas Zwart	Jaquar R5 Cosworth 3.0 V10	10:14:24
4	444	1:26.487	4	Johann Ledermair	Dallara Mecachrome 4.0 V8	10:16:34
5	66	1:24.162	4	Klaas Zwart	Jaguar R5 Cosworth 3.0 V10	10:17:15
6	1	1:23.030	3	Ingo Gerstl	Toro Rosso STR1 Cosworth 3.0 V10	10:17:45
7	1	1:21.477	4	Ingo Gerstl	Toro Rosso STR1 Cosworth 3.0 V10	10:19:06

Summary of best lap times per class

Nr.	Name / Team Name	Fahrzeug	Kls	Schnellste Rd.zeit	In	Geschw
444	Johann Ledermair	Dallara Mecachrome 4.0 V8	FO	1:26.048	5	191.36
1	Ingo Gerstl	Toro Rosso STR1 Cosworth 3.0 V10	OP	1:21.477	4	202.10

Bosch Hockenheim Historic

DMSB 107-2017 , 50-2017
FIA 1FJ.Deu.270327

DMSB

BOSS GP

Result of Free Practice 2

20 - 23 April 2017
Hockenheimring GP - 4574 mtr.


Pos	Nbr	Name / Entrant	Car	Cls	Pl C	Fastest	In	Gap	Diff	Laps	Km/h
1	1	Ingo Gerstl (AUT)	Toro Rosso STR1 Cosworth 3.0 V1	OP	1	1:21.732	3			5	201.47
2	444	Johann Ledermaier (AUT)	Dallara Mecachrome 4.0 V8	FO	1	1:26.921	2	5.189	5.189	6	189.44
3	7	Phil Stratford (USA)	Benetton B197 Judd 4.0 V10	OP	2	1:28.510	7	6.778	1.589	8	186.04
4	115	Mahaveer Raghunathan (IND)	Lola B05/52 Gibson Tech 3.4 V8	FO	2	1:28.888	7	7.156	0.378	12	185.25
5	26	Wolfgang Jaksch (DEU) FXtreme Racing Team	Super Aguri SA06 Cosworth 3.0 V	OP	3	1:30.063	7	8.331	1.175	7	182.83
6	321	Andreas Fiedler (DEU)	Dallara Mecachrome 4.0 V8	FO	3	1:30.485	13	8.753	0.422	14	181.98
7	66	Klaas Zwart (NED)	Jaguar R5 Cosworth 3.0 V10	OP	4	1:31.822	4	10.090	1.337	4	179.33
8	999	Salvatore de Plano (ITA)	Dallara Mecachrome 4.0 V8	FO	4	1:31.854	4	10.122	0.032	5	179.27
9	888	Florian Schnitzenbaumer (DEU)	Dallara Mecachrome 4.0 V8	FO	5	1:32.134	6	10.402	0.280	6	178.72
10	3	Peter Milavec (AUT)	Panoz DP01 Judd 4.2 V10	OP	5	1:33.190	14	11.458	1.056	14	176.70
11	111	'PETER' (FRA)	Dallara Renault 3.5 V6	FO	6	1:35.035	13	13.303	1.845	13	173.27
12	555	Christian Eicke (SUI)	Dallara Mecachrome 4.0 V8	FO	7	1:37.778	8	16.046	2.743	11	168.41
13	222	Veronika Cicha (CZE) H&A Racing	Dallara Mecachrome 4.0 V8	FO	8	1:38.347	7	16.615	0.569	7	167.43
14	505	Walter Steding (DEU)	Dallara Mecachrome 4.0 V8	FO	9	1:43.270	3	21.538	4.923	4	159.45

Fastest time : 1:21.732 in lap 3 by nbr. 1 : Ingo Gerstl (Toro Rosso STR1)

Publication-time

Results and lap times : www.raceresults.at

Timekeeping by : SDO SportTiming

Clerk of the Course	Steward	Timekeeper	
Arthur Hirning, Franz Josef Serr	Heinz Hegenberger	Bernd Jung	
Page 1 of 1			

Bosch Hockenheim Historic

17, 50-2017 FIA 1FJ.Deu.270327

BOSS GP

Result of Free Practice 2

DMSB

20 - 23 April 2017

Hockenheimring GP - 4574 mtr.

Class = FO

Pos	Nbr	Name / Entrant	Car	Fastest	In	Gap	Diff	Laps	Km/h
1	444	Johann Ledermais (AUT)	Dallara Mecachrome 4.0 V8	1:26.921	2			6	189.44
2	115	Mahaveer Raghunathan (IND)	Lola B05/52 Gibson Tech 3.4 V8	1:28.888	7	1.967	1.967	12	185.25
3	321	Andreas Fiedler (DEU)	Dallara Mecachrome 4.0 V8	1:30.485	13	3.564	1.597	14	181.98
4	999	Salvatore de Plano (ITA)	Dallara Mecachrome 4.0 V8	1:31.854	4	4.933	1.369	5	179.27
5	888	Florian Schnitzenbaumer (DEU)	Dallara Mecachrome 4.0 V8	1:32.134	6	5.213	0.280	6	178.72
6	111	'PETER' (FRA)	Dallara Renault 3.5 V6	1:35.035	13	8.114	2.901	13	173.27
7	555	Christian Eicke (SUI)	Dallara Mecachrome 4.0 V8	1:37.778	8	10.857	2.743	11	168.41
8	222	Veronika Cicha (CZE) H&A Racing	Dallara Mecachrome 4.0 V8	1:38.347	7	11.426	0.569	7	167.43
9	505	Walter Steding (DEU)	Dallara Mecachrome 4.0 V8	1:43.270	3	16.349	4.923	4	159.45

Class = OP


Pos	Nbr	Name / Entrant	Car	Fastest	In	Gap	Diff	Laps	Km/h
1	1	Ingo Gerstl (AUT)	Toro Rosso STR1 Cosworth 3.0 V10	1:21.732	3			5	201.47
2	7	Phil Stratford (USA)	Benetton B197 Judd 4.0 V10	1:28.510	7	6.778	6.778	8	186.04
3	26	Wolfgang Jaksch (DEU) FXtreme Racing Team	Super Aguri SA06 Cosworth 3.0 V10	1:30.063	7	8.331	1.553	7	182.83
4	66	Klaas Zwart (NED)	Jaguar R5 Cosworth 3.0 V10	1:31.822	4	10.090	1.759	4	179.33
5	3	Peter Milavec (AUT)	Panoz DP01 Judd 4.2 V10	1:33.190	14	11.458	1.368	14	176.70

Fastest time : 1:21.732 in lap 3 by nbr. 1 : Ingo Gerstl (Toro Rosso STR1)

Publication-time

Results and lap times : www.raceresults.at

Timekeeping by : SDO SportTiming

Clerk of the Course	Steward	Timekeeper	 PRO TIMEKEEPING • SINCE 1466 OFFICIAL TIMEKEEPER
Arthur Hirning, Franz Josef Serr	Heinz Hegenberger	Bernd Jung	

Bosch Hockenheim Historic

DMSB 107-2017 , 50-2017
FIA 1FJ.Deu.270327

DMSB

BOSS GP

20 - 23 April 2017

Laptimes - Free Practice 2

Hockenheimring GP - 4574 mtr.

Nbr	Name	Laps	lap	Lap ..1	Lap ..2	Lap ..3	Lap ..4	Lap ..5	Lap ..6	Lap ..7	Lap ..8	Lap ..9	Lap ..0
1	Ingo Gerstl	5	1 - 10	1:33.249	1:29.361	1:21.732	1:28.040	1:51.480					
444	Johann Ledermaid	6	1 - 10	1:34.550	1:26.921	1:26.998	1:36.906	1:28.884	1:34.847				
7	Phil Stratford	8	1 - 10	1:37.661	1:33.819	1:32.824	1:29.965	1:31.889	1:32.617	1:28.510	1:45.920		
115	Mahaveer Raghunathan	12	1 - 10	1:35.869	1:29.207	1:31.177	1:29.397	1:37.556	4:47.658	1:28.888	1:39.489	1:28.907	1:46.604
			11 - 20	1:29.310	1:41.885								
26	Wolfgang Jaksch	7	1 - 10	1:36.063	1:34.794	1:32.659	1:31.523	7:36.853	1:31.751	1:30.063			
321	Andreas Fiedler	14	1 - 10	2:13.337	1:37.335	1:34.247	1:32.777	1:34.587	1:32.774	1:33.570	1:31.867	1:32.112	1:31.698
			11 - 20	1:38.338	1:32.304	1:30.485	2:04.842						
66	Klaas Zw art	4	1 - 10	1:39.095	2:13.612	16:30.790	1:31.822						
999	Salvatore de Plano	5	1 - 10	1:48.848	1:32.517	1:40.836	1:31.854	1:43.171					
888	Florian Schnitzenbaumer	6	1 - 10	1:37.572	1:37.535	1:35.384	1:47.712	7:02.287	1:32.134				
3	Peter Milavec	14	1 - 10	1:53.287	1:39.748	1:35.320	1:36.665	1:34.227	1:33.517	1:46.779	3:27.794	1:33.797	1:35.887
			11 - 20	1:36.304	1:33.612	1:33.802	1:33.190						
111	'PETER'	13	1 - 10	1:46.496	1:43.083	1:43.671	1:39.158	1:38.044	1:37.772	1:36.661	1:37.148	1:41.295	1:36.672
			11 - 20	1:50.904	4:14.176	1:35.035							
555	Christian Eicke	11	1 - 10	1:46.051	1:40.709	1:39.274	1:39.809	1:39.145	1:39.934	1:38.938	1:37.778	1:39.123	1:38.146
			11 - 20	1:59.552									
222	Veronika Cicha	7	1 - 10	1:56.074	1:45.685	1:39.434	1:39.404	6:41.376	1:39.214	1:38.347			
505	Walter Steding	4	1 - 10	2:13.876	1:47.330	1:43.270	1:51.549						

Bosch Hockenheim Historic

 DMSB 107-2017 , 50-2017
 FIA 1FJ.Deu.270327

DMSB

BOSS GP

20 - 23 April 2017

Laps and Sector Times - Free Practice 2

Hockenheimring GP - 4574 mtr.

1 Ingo Gerstl (AUT)									Toro Rosso STR1 Cosworth 3.0 V10										
lap	Sect-1	Speed	Sect-2	Speed	Sect-3	Speed	TopSpeed	laptime	pit	lap	Sect-1	Speed	Sect-2	Speed	Sect-3	Speed	Topspeed	laptime	pit
1	Out	168.0	43.953	237.9	28.409	264.7	285.0	1:33.249		4	17.879	219.5	37.453	260.9	32.708	206.5	318.6	1:28.040	
2	19.192	198.5	43.096	250.6	27.073	266.7	292.7	1:29.361		5	24.304	140.1	44.632	216.9	In		284.2	1:51.480	P
3	18.244	221.3	37.568	260.2	25.920	272.0	316.7	1:21.732		6									

3 Peter Milavec (AUT)									Panoz DP01 Judd 4.2 V10										
lap	Sect-1	Speed	Sect-2	Speed	Sect-3	Speed	TopSpeed	laptime	pit	lap	Sect-1	Speed	Sect-2	Speed	Sect-3	Speed	Topspeed	laptime	pit
1	Out	123.3	52.215	205.7	35.719	225.5	236.8	1:53.287		8	Out	147.7	43.507	228.8	30.553	239.5	292.7	3:27.794	
2	22.312	149.4	45.289	222.2	32.147	234.8	289.5	1:39.748		9	20.855	171.7	42.345	228.8	30.597	238.4	292.7	1:33.797	
3	21.086	176.5	42.809	230.8	31.425	229.8	291.9	1:35.320		10	21.032	169.8	43.288	228.8	31.567	238.9	294.3	1:35.887	
4	21.353	165.1	44.044	225.5	31.268	238.4	292.7	1:36.665		11	20.976	173.4	43.760	226.4	31.568	239.5	285.7	1:36.304	
5	20.713	164.4	43.004	230.3	30.510	238.9	293.5	1:34.227		12	20.776	172.5	42.462	229.8	30.374	240.5	293.5	1:33.612	
6	20.670	173.1	42.397	228.8	30.450	240.5	294.3	1:33.517		13	20.724	183.1	42.515	229.8	30.563	239.5	294.3	1:33.802	
7	20.769	186.2	44.208	222.7	In		294.3	1:46.779	P	14	20.732	183.7	42.034	232.8	30.424	238.9	293.5	1:33.190	

7 Phil Stratford (USA)									Benetton B197 Judd 4.0 V10										
lap	Sect-1	Speed	Sect-2	Speed	Sect-3	Speed	TopSpeed	laptime	pit	lap	Sect-1	Speed	Sect-2	Speed	Sect-3	Speed	Topspeed	laptime	pit
1	Out	167.2	44.327	219.1	30.714	246.6	291.1	1:37.661		5	19.720	199.3	40.972	233.8	31.197	250.6	305.9	1:31.889	
2	19.978	194.9	43.464	226.4	30.377	246.0	301.7	1:33.819		6	21.617	203.8	41.622	228.8	29.378	246.6	300.8	1:32.617	
3	21.057	196.4	40.806	232.3	30.961	244.9	306.8	1:32.824		7	19.454	204.9	40.555	233.8	28.501	246.6	302.5	1:28.510	
4	19.685	198.9	41.259	231.8	29.021	248.8	302.5	1:29.965		8	19.573	197.1	40.804	235.8	In		301.7	1:45.920	P

26 Wolfgang Jaksch (DEU)									Super Aguri SA06 Cosworth 3.0 V10										
lap	Sect-1	Speed	Sect-2	Speed	Sect-3	Speed	TopSpeed	laptime	pit	lap	Sect-1	Speed	Sect-2	Speed	Sect-3	Speed	Topspeed	laptime	pit
1	21.462	174.5	43.386	217.3	31.215	233.8	287.2	1:36.063		5	6:25.190	171.2	42.482	230.8	29.181	251.7	304.2	7:36.853	P
2	20.422	181.2	42.748	222.2	31.624	234.8	286.5	1:34.794		6	20.769	192.2	42.369	229.3	28.613	255.3	304.2	1:31.751	
3	21.118	181.2	41.596	224.5	29.945	238.4	288.8	1:32.659		7	19.927	177.9	40.510	230.8	29.626	248.8	305.9	1:30.063	
4	20.507	177.0	41.453	232.8	29.563	250.0	304.2	1:31.523		8									

66 Klaas Zwart (NED)									Jaguar R5 Cosworth 3.0 V10										
lap	Sect-1	Speed	Sect-2	Speed	Sect-3	Speed	TopSpeed	laptime	pit	lap	Sect-1	Speed	Sect-2	Speed	Sect-3	Speed	Topspeed	laptime	pit
1	Out	174.8	48.345	213.9	29.028	229.8	197.8	1:39.095		3	Out	191.2	44.466	253.5	25.961	262.8	307.7	16:30.790	
2	48.176	154.3	45.288	219.1	In		261.5	2:13.612	P	4	26.964	170.1	38.867	254.7	25.991	270.0	324.3	1:31.822	

111 'PETER' (FRA)									Dallara Renault 3.5 V6										
lap	Sect-1	Speed	Sect-2	Speed	Sect-3	Speed	TopSpeed	laptime	pit	lap	Sect-1	Speed	Sect-2	Speed	Sect-3	Speed	Topspeed	laptime	pit
1	Out	150.2	49.684	201.1	33.755	210.9	240.5	1:46.496		8	21.676	180.0	44.720	204.9	30.752	219.1	263.4	1:37.148	
2	23.611	165.1	47.027	204.5	32.445	215.6	252.9	1:43.083		9	25.529	179.1	44.072	210.5	31.694	220.4	261.5	1:41.295	
3	22.796	172.5	48.229	201.9	32.646	211.8	257.8	1:43.671		10	21.797	177.0	44.101	211.4	30.774	219.5	263.4	1:36.672	
4	22.398	176.8	45.277	204.9	31.483	221.3	259.0	1:39.158		11	21.603	182.1	43.590	213.0	In		263.4	1:50.904	P
5	21.801	180.9	44.655	207.3	31.588	220.0	260.9	1:38.044		12	Out	172.2	46.635	196.4	31.599	221.3	260.2	4:14.176	
6	21.727	180.9	44.917	206.1	31.128	219.1	258.4	1:37.772		13	21.295	183.1	43.615	211.4	30.125	222.2	258.4	1:35.035	
7	21.677	183.7	44.455	210.1	30.529	219.5	263.4	1:36.661		14									

115 Mahaveer Raghunathan (IND)									Lola B05/52 Gibson Tech 3.4 V8										
lap	Sect-1	Speed	Sect-2	Speed	Sect-3	Speed	TopSpeed	laptime	pit	lap	Sect-1	Speed	Sect-2	Speed	Sect-3	Speed	Topspeed	laptime	pit
1	Out	179.7	45.152	216.0	28.844	228.8	266.0	1:35.869		7	19.558	188.8	41.207	223.1	28.123	229.3	274.8	1:28.888	
2	19.519	187.2	41.891	220.4	27.797	229.8	270.0	1:29.207		8	23.732	169.0	43.351	209.3	32.406	230.3	271.4	1:39.489	
3	20.380	180.3	42.129	218.6	28.668	230.3	270.0	1:31.177		9	19.625	188.2	41.493	220.0	27.789	228.3	272.7	1:28.907	
4	20.036	186.9	41.360	220.0	28.001	230.3	272.7	1:29.397		10	21.515	161.0	50.828	187.5	34.261	229.8	236.8	1:46.604	
5	19.629	186.2	41.491	222.2	In		272.0	1:37.556	P	11	19.792	188.5	41.706	220.0	27.812	230.3	272.7	1:29.310	
6	Out	178.5	47.796	186.9	30.065	230.8	273.4	4:47.658		12	21.975	156.7	42.245	222.7	In		269.3	1:41.885	P

222 Veronika Cicha (CZE)									Dallara Mecachrome 4.0 V8										
lap	Sect-1	Speed	Sect-2	Speed	Sect-3	Speed	TopSpeed	laptime	pit	lap	Sect-1	Speed	Sect-2	Speed	Sect-3	Speed	Topspeed	laptime	pit
1	26.414	139.0	49.094	202.6	40.566	205.7	257.8	1:56.074		5	5:17.019	153.0	49.090	199.3	35.267	217.3	267.3	6:41.376	P
2	24.734	144.0	46.704	208.1	34.247	224.1	274.8	1:45.685		6	22.356	168.5	44.979	211.8	31.879	225.9	278.4	1:39.214	

Bosch Hockenheim Historic

DMSB 107-2017 , 50-2017
FIA 1FJ.Deu.270327

DMSB

BOSS GP

20 - 23 April 2017

Laps and Sector Times - Free Practice 2

Hockenheimring GP - 4574 mtr.

3	21.996	158.8	45.003	201.1	32.435	225.0	276.9	1:39.434	7	21.580	174.2	45.127	219.5	31.640	225.9	276.9	1:38.347
4	22.117	167.7	45.062	213.9	32.225	225.0	276.2	1:39.404	8								

321 Andreas Fiedler (DEU)									Dallara Mecachrome 4.0 V8										
lap	Sect-1	Speed	Sect-2	Speed	Sect-3	Speed	TopSpeed	laptime	pit	lap	Sect-1	Speed	Sect-2	Speed	Sect-3	Speed	Topspeed	laptime	pit
1	Out	82.6	1:05.450	200.7	33.211	223.6	139.0	2:13.337		8	20.785	174.8	41.847	223.1	29.235	235.8	294.3	1:31.867	
2	22.305	161.7	44.830	216.0	30.200	233.3	285.7	1:37.335		9	20.400	170.1	42.418	224.5	29.294	234.3	292.7	1:32.112	
3	20.500	184.3	44.218	222.2	29.529	233.8	288.0	1:34.247		10	20.347	193.5	41.819	222.7	29.532	236.3	294.3	1:31.698	
4	20.388	181.5	42.866	219.1	29.523	234.3	291.9	1:32.777		11	20.225	189.5	42.950	220.0	35.163	228.3	295.9	1:38.338	
5	20.420	187.8	42.269	221.3	31.898	236.3	295.9	1:34.587		12	20.779	189.5	42.377	226.4	29.148	233.8	294.3	1:32.304	
6	20.971	191.5	41.907	223.1	29.896	228.8	293.5	1:32.774		13	20.216	191.2	41.431	225.0	28.838	232.3	295.1	1:30.485	
7	21.641	172.8	42.356	220.4	29.573	235.8	293.5	1:33.570		14	26.148	80.5	53.539	188.5	In		241.1	2:04.842	P

444 Johann Ledermaier (AUT)									Dallara Mecachrome 4.0 V8										
lap	Sect-1	Speed	Sect-2	Speed	Sect-3	Speed	TopSpeed	laptime	pit	lap	Sect-1	Speed	Sect-2	Speed	Sect-3	Speed	Topspeed	laptime	pit
1	Out	167.7	44.180	227.8	27.563	240.5	277.6	1:34.550		4	20.108	174.2	41.919	218.2	34.879	242.2	296.7	1:36.906	
2	19.239	194.2	40.465	226.4	27.217	241.6	291.9	1:26.921		5	19.315	181.2	40.910	231.3	28.659	241.1	295.9	1:28.884	
3	19.107	189.5	40.257	232.3	27.634	242.2	293.5	1:26.998		6	19.869	172.0	40.964	226.9	In		296.7	1:34.847	P

505 Walter Steding (DEU)									Dallara Mecachrome 4.0 V8										
lap	Sect-1	Speed	Sect-2	Speed	Sect-3	Speed	TopSpeed	laptime	pit	lap	Sect-1	Speed	Sect-2	Speed	Sect-3	Speed	Topspeed	laptime	pit
1	Out	115.1	1:02.763	176.2	38.489	207.7	164.6	2:13.876		3	22.953	156.7	46.726	203.8	33.591	223.6	283.5	1:43.270	
2	24.620	150.4	47.798	197.8	34.912	217.7	279.1	1:47.330		4	22.626	164.6	45.551	206.9	In		282.7	1:51.549	P

555 Christian Eicke (SUI)									Dallara Mecachrome 4.0 V8										
lap	Sect-1	Speed	Sect-2	Speed	Sect-3	Speed	TopSpeed	laptime	pit	lap	Sect-1	Speed	Sect-2	Speed	Sect-3	Speed	Topspeed	laptime	pit
1	Out	140.4	48.702	206.9	32.242	229.3	236.3	1:46.051		7	21.832	177.9	44.923	206.9	32.183	232.3	283.5	1:38.938	
2	22.040	157.0	45.616	210.9	33.053	227.4	282.7	1:40.709		8	21.765	179.7	44.195	212.6	31.818	231.8	286.5	1:37.778	
3	21.907	164.1	44.853	213.0	32.514	226.4	283.5	1:39.274		9	21.856	172.8	44.935	210.5	32.332	228.3	290.3	1:39.123	
4	22.157	170.6	45.365	214.7	32.287	229.8	283.5	1:39.809		10	22.273	177.3	44.162	215.6	31.711	227.8	284.2	1:38.146	
5	21.995	174.2	45.154	210.9	31.996	230.3	286.5	1:39.145		11	21.618	189.8	44.329	217.7	In		288.0	1:59.552	P
6	23.188	177.6	44.755	211.4	31.991	230.3	287.2	1:39.934		12									

888 Florian Schnitzenbaumer (DEU)									Dallara Mecachrome 4.0 V8										
lap	Sect-1	Speed	Sect-2	Speed	Sect-3	Speed	TopSpeed	laptime	pit	lap	Sect-1	Speed	Sect-2	Speed	Sect-3	Speed	Topspeed	laptime	pit
1	Out	154.5	45.719	218.6	30.215	232.3	266.0	1:37.572		4	21.576	166.9	44.049	213.0	In		291.1	1:47.712	P
2	21.144	180.6	44.916	220.0	31.475	237.9	255.3	1:37.535		5	Out	162.7	43.210	221.3	28.443	241.1	274.1	7:02.287	
3	20.972	181.5	42.881	223.6	31.531	195.7	274.1	1:35.384		6	19.886	182.7	42.586	220.9	29.662	240.0	286.5	1:32.134	

999 Salvatore de Plano (ITA)									Dallara Mecachrome 4.0 V8										
lap	Sect-1	Speed	Sect-2	Speed	Sect-3	Speed	TopSpeed	laptime	pit	lap	Sect-1	Speed	Sect-2	Speed	Sect-3	Speed	Topspeed	laptime	pit
1	Out	142.9	52.310	192.5	31.693	234.3	228.3	1:48.848		4	20.217	177.0	42.088	225.5	29.549	236.3	291.9	1:31.854	
2	20.903	177.9	42.166	224.5	29.448	237.4	288.8	1:32.517		5	22.352	165.9	44.702	220.4	In		288.8	1:43.171	P
3	25.167	152.1	46.153	221.8	29.516	237.9	220.0	1:40.836		6									

Bosch Hockenheim Historic

DMSB 107-2017 , 50-2017
FIA 1FJ.Deu.270327

DMSB

Heat name : BOSS GP - Free Practice 2
Heat Date : 21 April 2017
Weather :
CIRCUITNAME : Hockenheimring GP - 4574 mtr.

Participants Started	: 14	Participants Classified	: 14
Participants Finished	: 2	Participants Not Classified	: 3
Participants Not Finished	: 12		

Green flag at	: 15:39:59	Heat recording start time	: 15:39:59
Finish flag waved at	: 16:05:01	Heat recording end time	: 16:07:43
Total time under Green	: 25:01	Total of All Laps in Heat	: 116
Number of cautions	: 0	Total time under Yellow	: 00:00:00
Number of code-60's	: 0	Total time under Code-60	: 00:00:00

Summary of winners per class

Nbr	Name / Team name	Car	Cls	Fastest Laptime	In	Avg. Speed	Laps	Race Time
-----	------------------	-----	-----	-----------------	----	------------	------	-----------

Best Lap time history during the Heat

#	Nbr	lap time	in lap	Name	Car	time of day
1	444	1:26.921	2	Johann Ledermair	Dallara Mecachrome 4.0 V8	15:43:17
2	1	1:21.732	3	Ingo Gerstl	Toro Rosso STR1 Cosworth 3.0 V10	15:45:17

Summary of best laptimes per class

Nbr	Name / Team name	Car	Cls	Fastest Laptime	In	Speed
444	Johann Ledermair	Dallara Mecachrome 4.0 V8	FO	1:26.921	2	189.44
1	Ingo Gerstl	Toro Rosso STR1 Cosworth 3.0 V10	OP	1:21.732	3	201.47

Bosch Hockenheim Historic

DMSB 107-2017 , 50-2017
FIA 1FJ.Deu.270327

DMSB

BOSS GP

Result of Qualifying

20 - 23 April 2017

Hockenheimring GP - 4574 mtr.

Pos	Nbr	Name / Entrant	Car	Cls	Pl C	Fastest	In	Gap	Diff	Laps	Km/h
1	1	Ingo Gerstl (AUT)	Toro Rosso STR1 Cosworth 3.0 V1	OP	1	1:20.174	3			5	205.38
2	66	Klaas Zwart (NED)	Jaguar R5 Cosworth 3.0 V10	OP	2	1:21.068	2	0.894	0.894	3	203.12
3	444	Johann Ledermaier (AUT)	Dallara Mecachrome 4.0 V8	FO	1	1:26.478	4	6.304	5.410	4	190.41
4	888	Florian Schnitzenbaumer (DEU)	Dallara Mecachrome 4.0 V8	FO	2	1:27.529	7	7.355	1.051	8	188.13
5	7	Phil Stratford (USA)	Benetton B197 Judd 4.0 V10	OP	3	1:27.712	4	7.538	0.183	4	187.73
6	115	Mahaveer Raghunathan (IND) Coloni Motorsport	Lola Auto GP Gibson Tech 3.4 V8	FO	3	1:28.184	4	8.010	0.472	4	186.73
7	26	Wolfgang Jaksch (DEU) F-Xtreme Racing Team	Super Aguri SA06 Cosworth 3.0 V	OP	4	1:28.697	3	8.523	0.513	3	185.65
8	999	Salvatore de Plano (ITA)	Dallara Mecachrome 4.0 V8	FO	4	1:29.388	4	9.214	0.691	4	184.21
9	3	Peter Milavec (AUT)	Panoz DP01 Judd 4.2 V10	OP	5	1:31.439	8	11.265	2.051	11	180.08
10	321	Andreas Fiedler (DEU)	Dallara Mecachrome 4.0 V8	FO	5	1:33.089	3	12.915	1.650	4	176.89
11	555	Christian Eicke (SUI)	Dallara Mecachrome 4.0 V8	FO	6	1:34.956	10	14.782	1.867	11	173.41
12	222	Veronika Cicha (CZE) H&A Racing	Dallara Mecachrome 4.0 V8	FO	7	1:35.880	2	15.706	0.924	4	171.74
13	111	'PETER' (FRA)	Dallara Renault 3.5 V6	FO	8	1:36.001	4	15.827	0.121	4	171.52
14	323	Armando Mangini (ITA)	Dallara Mecachrome 4.0 V8	FO	9	1:38.345	3	18.171	2.344	4	167.44
15	505	Walter Steding (DEU)	Dallara Mecachrome 4.0 V8	FO	10	1:38.429	4	18.255	0.084	5	167.29
16	21	Bernd Herndlhofer (AUT)	Arrows A22 Asiatech 3.0 V10	OP	6					1	0.00


1 fastest Lap cancelled RD-Decision

Fastest time : 1:20.174 in lap 3 by nbr. 1 : Ingo Gerstl (Toro Rosso STR1)

Publication-time

Results and lap times : www.raceresults.at

Timekeeping by : SDO SportTiming

Clerk of the Course	Steward	Timekeeper	
Arthur Hirning, Franz Josef Serr	Heinz Hegenberger	Bernd Jung	
Page 1 of 1			

Bosch Hockenheim Historic

17, 50-2017 FIA 1FJ.Deu.270327

BOSS GP

Result of Qualifying

DMSB

20 - 23 April 2017

Hockenheimring GP - 4574 mtr.

Class = FO

Pos	Nbr	Name / Entrant	Car	Fastest	In	Gap	Diff	Laps	Km/h
1	444	Johann Ledermais (AUT)	Dallara Mecachrome 4.0 V8	1:26.478	4			4	190.41
2	888	Florian Schnitzenbaumer (DEU)	Dallara Mecachrome 4.0 V8	1:27.529	7	1.051	1.051	8	188.13
3	115	Mahaveer Raghunathan (IND) Coloni Motorsport	Lola Auto GP Gibson Tech 3.4 V8	1:28.184	4	1.706	0.655	4	186.73
4	999	Salvatore de Plano (ITA)	Dallara Mecachrome 4.0 V8	1:29.388	4	2.910	1.204	4	184.21
5	321	Andreas Fiedler (DEU)	Dallara Mecachrome 4.0 V8	1:33.089	3	6.611	3.701	4	176.89
6	555	Christian Eicke (SUI)	Dallara Mecachrome 4.0 V8	1:34.956	10	8.478	1.867	11	173.41
7	222	Veronika Cicha (CZE) H&A Racing	Dallara Mecachrome 4.0 V8	1:35.880	2	9.402	0.924	4	171.74
8	111	'PETER' (FRA)	Dallara Renault 3.5 V6	1:36.001	4	9.523	0.121	4	171.52
9	323	Armando Mangini (ITA)	Dallara Mecachrome 4.0 V8	1:38.345	3	11.867	2.344	4	167.44
10	505	Walter Steding (DEU)	Dallara Mecachrome 4.0 V8	1:38.429	4	11.951	0.084	5	167.29

Class = OP

Pos	Nbr	Name / Entrant	Car	Fastest	In	Gap	Diff	Laps	Km/h
1	1	Ingo Gerstl (AUT)	Toro Rosso STR1 Cosworth 3.0 V10	1:20.174	3			5	205.38
2	66	Klaas Zwart (NED)	Jaguar R5 Cosworth 3.0 V10	1:21.068	2	0.894	0.894	3	203.12
3	7	Phil Stratford (USA)	Benetton B197 Judd 4.0 V10	1:27.712	4	7.538	6.644	4	187.73
4	26	Wolfgang Jaksch (DEU) F-Xtreme Racing Team	Super Aguri SA06 Cosworth 3.0 V10	1:28.697	3	8.523	0.985	3	185.65
5	3	Peter Milavec (AUT)	Panoz DP01 Judd 4.2 V10	1:31.439	8	11.265	2.742	11	180.08
6	21	Bernd Herndlhofer (AUT)	Arrows A22 Asiatech 3.0 V10					1	0.00

1 fastest Lap cancelled RD-Desicion

Fastest time : 1:20.174 in lap 3 by nbr. 1 : Ingo Gerstl (Toro Rosso STR1)

Publication-time

 Results and lap times : www.raceresults.at

Timekeeping by : SDO SportTiming

Clerk of the Course

Steward

Timekeeper

Arthur Hirning, Franz Josef Serr

Heinz Hegenberger

Bernd Jung


GALLET
 PRO TIMEKEEPING • SINCE 1466
 OFFICIAL TIMEKEEPER

Page 1 of 1

Bosch Hockenheim Historic

DMSB 107-2017 , 50-2017
FIA 1FJ.Deu.270327

DMSB

BOSS GP
Laptimes - Qualifying

20 - 23 April 2017
Hockenheimring GP - 4574 mtr.

Nbr	Name	Laps	lap	Lap ..1	Lap ..2	Lap ..3	Lap ..4	Lap ..5	Lap ..6	Lap ..7	Lap ..8	Lap ..9	Lap ..0
1	Ingo Gerstl	5	1 - 10	1:30.005	1:21.984	1:20.174	1:19.689	1:25.734					
66	Klaas Zw art	3	1 - 10	1:28.817	1:21.068	1:37.736							
444	Johann Ledermaier	4	1 - 10	1:39.517	1:26.629	1:43.572	1:26.478						
888	Florian Schnitzenbaumer	8	1 - 10	1:35.449	1:29.459	1:28.518	1:28.487	1:28.442	6:56.673	1:27.529	1:51.020		
7	Phil Stratford	4	1 - 10	1:38.638	1:29.088	1:29.323	1:27.712						
115	Mahaveer Raghunathan	4	1 - 10	1:43.697	1:58.057	1:28.740	1:28.184						
26	Wolfgang Jaksch	3	1 - 10	1:30.801	1:30.188	1:28.697							
999	Salvatore de Plano	4	1 - 10	1:45.372	1:32.334	1:29.721	1:29.388						
3	Peter Milavec	11	1 - 10	1:51.206	2:56.161	1:32.471	1:32.980	6:55.273	1:32.157	1:35.291	1:31.439	1:31.737	1:31.773
			11 - 20	1:31.698									
321	Andreas Fiedler	4	1 - 10	1:51.217	1:42.265	1:33.089	1:40.541						
555	Christian Eicke	11	1 - 10	1:43.191	1:40.283	1:37.105	1:36.734	7:50.959	1:37.283	1:36.860	1:35.915	1:35.501	1:34.956
			11 - 20	1:36.661									
222	Veronika Cicha	4	1 - 10	1:38.338	1:35.880	9:30.451	1:36.880						
111	'PETER'	4	1 - 10	1:44.637	1:37.431	1:36.422	1:36.001						
323	Armando Mangini	4	1 - 10	1:47.309	1:42.942	1:38.345	1:45.982						
505	Walter Steding	5	1 - 10	1:52.745	1:41.978	1:39.635	1:38.429	7:50.070					
21	Bemd Herndhofer	1	1 - 10	1:54.537									

Bosch Hockenheim Historic

DMSB 107-2017 , 50-2017
FIA 1FJ.Deu.270327

DMSB

20 - 23 April 2017

Hockenheimring GP - 4574 mtr.

BOSS GP

Sector analyse - Qualifying

Pos	Nbr	Name / Team name	Sector 1			Sector 2			Sector 3			Theoretical best	Actual best	In
			time	Lap	pos	time	Lap	pos	time	Lap	pos			
1	1	Ingo Gerstl (AUT)	17.628	4	1	36.930	4	1	25.064	3	1	1:19.622	1:19.689	4
2	66	Klaas Zwart (NED)	17.961	2	2	37.089	3	2	25.734	2	2	1:20.784	1:21.068	2
3	444	Johann Ledemair (AUT)	18.990	2	3	40.053	4	4	27.073	2	3	1:26.116	1:26.478	4
4	888	Florian Schnitzenbaumer (DEU)	19.309	4	4	40.707	7	6	27.470	7	5	1:27.486	1:27.529	7
5	7	Phil Stratford (USA)	19.366	3	6	40.036	4	3	28.078	4	6	1:27.480	1:27.712	4
6	115	Mahaveer Raghunathan (IND)	19.361	4	5	41.410	4	9	27.413	4	4	1:28.184	1:28.184	4
7	26	Wolfgang Jaksch (DEU)	19.814	2	7	40.329	3	5	28.419	3	7	1:28.562	1:28.697	3
8	999	Salvatore de Piano (ITA)	19.816	3	8	41.012	4	7	28.459	4	8	1:29.287	1:29.388	4
9	3	Peter Milavec (AUT)	20.351	10	9	41.371	8	8	29.547	11	9	1:31.269	1:31.439	8
10	321	Andreas Fiedler (DEU)	20.846	3	10	42.605	3	10	29.638	3	11	1:33.089	1:33.089	3
11	555	Christian Eicke (SUI)	21.324	10	13	42.978	11	11	30.315	10	13	1:34.617	1:34.956	10
12	222	Veronika Cicha (CZE)	21.110	2	11	44.502	2	15	30.268	2	12	1:35.880	1:35.880	2
13	111	'PETER' (FRA)	21.306	4	12	43.521	5	12	30.762	2	14	1:35.589	1:36.001	4
14	323	Armando Mangini (ITA)	21.884	3	15	43.802	3	14	29.592	4	10	1:35.278	1:38.345	3
15	505	Walter Steding (DEU)	21.451	4	14	43.534	5	13	32.608	3	15	1:37.593	1:38.429	4
16	21	Bemd Hemdlhofer (AUT)				53.885	1	16						

Bosch Hockenheim Historic

DMSB 107-2017 , 50-2017
FIA 1FJ.Deu.270327

DMSB

BOSS GP

20 - 23 April 2017

Laps and Sector Times - Qualifying

Hockenheimring GP - 4574 mtr.

1 Ingo Gerstl (AUT)										Toro Rosso STR1 Cosworth 3.0 V10									
lap	Sect-1	Speed	Sect-2	Speed	Sect-3	Speed	TopSpeed	laptime	pit	lap	Sect-1	Speed	Sect-2	Speed	Sect-3	Speed	Topspeed	laptime	pit
1	Out	186.2	40.734	248.8	27.532	268.7	287.2	1:30.005		4	<u>17.628</u>	<u>221.8</u>	<u>36.930</u>	<u>265.4</u>	25.131	<u>274.1</u>	<u>320.5</u>	1:19.689	D
2	18.086	216.9	38.186	260.9	25.712	273.4	317.6	1:21.984		5	21.643	209.7	38.251	262.1	25.840	270.7	314.9	1:25.734	
3	17.704	220.4	37.406	264.7	<u>25.064</u>	273.4	<u>320.5</u>	<u>1:20.174</u>		6									
3 Peter Milavec (AUT)										Panoz DP01 Judd 4.2 V10									
lap	Sect-1	Speed	Sect-2	Speed	Sect-3	Speed	TopSpeed	laptime	pit	lap	Sect-1	Speed	Sect-2	Speed	Sect-3	Speed	Topspeed	laptime	pit
1	Out	144.2	49.788	216.0	In		268.0	1:51.206	P	7	22.263	166.4	42.483	229.8	30.545	240.5	291.9	1:35.291	
2	Out	141.2	44.204	226.9	30.286	240.0	288.0	2:56.161		8	20.381	181.8	<u>41.371</u>	<u>233.8</u>	29.687	238.9	292.7	<u>1:31.439</u>	
3	20.427	179.7	42.118	228.3	29.926	238.4	290.3	1:32.471		9	20.469	189.1	41.586	232.8	29.682	241.1	293.5	1:31.737	
4	20.789	173.1	42.299	228.8	29.892	238.4	291.1	1:32.980		10	<u>20.351</u>	184.3	41.588	232.3	29.834	<u>242.2</u>	291.9	1:31.773	
5	5:39.397	146.3	44.752	223.6	31.124	240.5	290.3	6:55.273	P	11	20.633	<u>190.8</u>	41.518	231.8	<u>29.547</u>	238.9	291.9	1:31.698	
6	20.518	180.9	41.773	229.3	29.866	240.0	291.1	1:32.157		12									
7 Phil Stratford (USA)										Benetton B197 Judd 4.0 V10									
lap	Sect-1	Speed	Sect-2	Speed	Sect-3	Speed	TopSpeed	laptime	pit	lap	Sect-1	Speed	Sect-2	Speed	Sect-3	Speed	Topspeed	laptime	pit
1	Out	180.6	44.740	222.2	30.954	242.7	223.1	1:38.638		3	<u>19.366</u>	210.1	40.182	237.4	29.775	247.7	<u>305.9</u>	1:29.323	
2	19.701	201.1	41.183	235.8	28.204	250.0	300.0	1:29.088		4	19.598	<u>214.3</u>	<u>40.036</u>	<u>237.9</u>	<u>28.078</u>	<u>250.6</u>	305.1	<u>1:27.712</u>	
21 Bernd Herndlhofer (AUT)										Arrows A22 Asiatech 3.0 V10									
lap	Sect-1	Speed	Sect-2	Speed	Sect-3	Speed	TopSpeed	laptime	pit	lap	Sect-1	Speed	Sect-2	Speed	Sect-3	Speed	Topspeed	laptime	pit
1	Out	<u>168.8</u>	<u>53.885</u>	<u>187.8</u>	In		<u>160.2</u>	1:54.537	P	2									
26 Wolfgang Jaksch (DEU)										Super Aguri SA06 Cosworth 3.0 V10									
lap	Sect-1	Speed	Sect-2	Speed	Sect-3	Speed	TopSpeed	laptime	pit	lap	Sect-1	Speed	Sect-2	Speed	Sect-3	Speed	Topspeed	laptime	pit
1	20.989		41.134	238.9	28.678	252.3	314.0	1:30.801		3	19.949		<u>40.329</u>	<u>240.0</u>	<u>28.419</u>	252.9	<u>315.8</u>	<u>1:28.697</u>	
2	<u>19.814</u>		41.204	237.4	29.170	253.5	312.1	1:30.188		4									
66 Klaas Zwart (NED)										Jaguar R5 Cosworth 3.0 V10									
lap	Sect-1	Speed	Sect-2	Speed	Sect-3	Speed	TopSpeed	laptime	pit	lap	Sect-1	Speed	Sect-2	Speed	Sect-3	Speed	Topspeed	laptime	pit
1	Out	192.9	40.867	254.1	27.691	<u>270.7</u>	318.6	1:28.817		3	18.244	211.8	<u>37.089</u>	<u>262.1</u>	In		<u>329.3</u>	1:37.736	P
2	<u>17.961</u>	<u>215.6</u>	37.373	<u>262.1</u>	<u>25.734</u>	<u>270.7</u>	328.3	<u>1:21.068</u>		4									
111 'PETER' (FRA)										Dallara Renault 3.5 V6									
lap	Sect-1	Speed	Sect-2	Speed	Sect-3	Speed	TopSpeed	laptime	pit	lap	Sect-1	Speed	Sect-2	Speed	Sect-3	Speed	Topspeed	laptime	pit
1	Out	153.2	48.262	206.1	32.045	216.4	238.9	1:44.637		3	21.490	181.5	44.033	209.7	30.899	<u>220.9</u>	258.4	1:36.422	
2	22.004	180.3	44.665	208.5	<u>30.762</u>	<u>220.9</u>	258.4	1:37.431		4	<u>21.306</u>	<u>182.7</u>	43.832	208.1	30.863	220.4	259.0	<u>1:36.001</u>	
115 Mahaveer Raghunathan (IND)										Lola Auto GP Gibson Tech 3.4 V8									
lap	Sect-1	Speed	Sect-2	Speed	Sect-3	Speed	TopSpeed	laptime	pit	lap	Sect-1	Speed	Sect-2	Speed	Sect-3	Speed	Topspeed	laptime	pit
1	Out	173.9	51.075	175.9	31.406	227.4	264.7	1:43.697		3	19.837	187.8	41.483	<u>222.7</u>	27.420	230.8	<u>268.0</u>	1:28.740	
2	19.942	165.4	1:04.565	162.2	33.550	228.3	132.2	1:58.057		4	<u>19.361</u>	<u>189.8</u>	<u>41.410</u>	221.3	<u>27.413</u>	<u>231.8</u>	<u>268.0</u>	<u>1:28.184</u>	
222 Veronika Cicha (CZE)										Dallara Mecachrome 4.0 V8									
lap	Sect-1	Speed	Sect-2	Speed	Sect-3	Speed	TopSpeed	laptime	pit	lap	Sect-1	Speed	Sect-2	Speed	Sect-3	Speed	Topspeed	laptime	pit
1	22.016	<u>172.8</u>	45.006	215.6	31.316	<u>227.8</u>	273.4	1:38.338		3	8:09.167	144.0	47.975	209.7	33.309	225.5	249.4	9:30.451	P
2	<u>21.110</u>	162.2	<u>44.502</u>	217.7	<u>30.268</u>	220.4	275.5	<u>1:35.880</u>		4	21.364	168.2	44.563	<u>220.9</u>	30.953	<u>227.8</u>	<u>276.9</u>	1:36.880	
321 Andreas Fiedler (DEU)										Dallara Mecachrome 4.0 V8									
lap	Sect-1	Speed	Sect-2	Speed	Sect-3	Speed	TopSpeed	laptime	pit	lap	Sect-1	Speed	Sect-2	Speed	Sect-3	Speed	Topspeed	laptime	pit
1	Out	137.9	47.605	211.4	36.147	228.8	281.3	1:51.217		3	<u>20.846</u>	172.8	<u>42.605</u>	<u>226.9</u>	<u>29.638</u>	<u>232.3</u>	<u>295.9</u>	<u>1:33.089</u>	
2	22.841	126.8	47.556	218.6	31.868	224.5	289.5	1:42.265		4	21.710	<u>185.6</u>	42.630	187.2	36.201	225.0	292.7	1:40.541	

Bosch Hockenheim Historic

DMSB 107-2017 , 50-2017
FIA 1FJ.Deu.270327

DMSB

BOSS GP

20 - 23 April 2017

Laps and Sector Times - Qualifying

Hockenheimring GP - 4574 mtr.

323 Armando Mangini (ITA)									Dallara Mecachrome 4.0 V8								
lap	Sect-1	Speed	Sect-2	Speed	Sect-3	Speed	TopSpeed	laptime pit	lap	Sect-1	Speed	Sect-2	Speed	Sect-3	Speed	Topspeed	laptime pit
1	Out	152.5	48.004	213.9	33.179	226.4	243.8	1:47.309	3	<u>21.884</u>	<u>171.2</u>	<u>43.802</u>	218.2	32.659	227.4	<u>276.9</u>	<u>1:38.345</u>
2	25.097	144.4	47.706	<u>220.0</u>	30.139	230.8	232.3	1:42.942	4	26.448	140.6	49.942	214.7	<u>29.592</u>	<u>234.8</u>	190.1	1:45.982

444 Johann Ledermais (AUT)									Dallara Mecachrome 4.0 V8								
lap	Sect-1	Speed	Sect-2	Speed	Sect-3	Speed	TopSpeed	laptime pit	lap	Sect-1	Speed	Sect-2	Speed	Sect-3	Speed	Topspeed	laptime pit
1	Out	167.7	44.822	223.6	27.876	<u>243.2</u>	260.9	1:39.517	3	29.598	167.7	42.499	221.3	31.475	241.1	289.5	1:43.572
2	<u>18.990</u>	194.6	40.566	231.3	<u>27.073</u>	241.1	287.2	1:26.629	4	19.209	<u>196.7</u>	<u>40.053</u>	<u>231.8</u>	27.216	242.7	<u>294.3</u>	<u>1:26.478</u>

505 Walter Steding (DEU)									Dallara Mecachrome 4.0 V8								
lap	Sect-1	Speed	Sect-2	Speed	Sect-3	Speed	TopSpeed	laptime pit	lap	Sect-1	Speed	Sect-2	Speed	Sect-3	Speed	Topspeed	laptime pit
1	Out	142.7	50.566	203.4	33.843	224.5	236.3	1:52.745	4	<u>21.451</u>	<u>176.2</u>	43.995	205.3	32.983	224.1	282.7	<u>1:38.429</u>
2	22.425	170.6	45.210	<u>213.9</u>	34.343	214.3	281.3	1:41.978	5	6:26.376	150.2	<u>48.589</u>	177.6	35.105	207.3	281.3	7:50.070 P
3	22.223	160.5	44.804	212.2	<u>32.608</u>	<u>227.4</u>	282.0	1:39.635	6								

555 Christian Eicke (SUI)									Dallara Mecachrome 4.0 V8								
lap	Sect-1	Speed	Sect-2	Speed	Sect-3	Speed	TopSpeed	laptime pit	lap	Sect-1	Speed	Sect-2	Speed	Sect-3	Speed	Topspeed	laptime pit
1	Out	155.4	46.518	205.7	33.341	224.5	277.6	1:43.191	7	21.591	168.8	44.115	215.1	31.154	<u>233.3</u>	279.8	1:36.860
2	22.392	168.0	44.342	214.7	33.549	226.9	283.5	1:40.283	8	21.875	177.3	43.325	219.5	30.715	232.3	285.7	1:35.915
3	21.842	156.7	44.063	210.5	31.200	229.8	277.6	1:37.105	9	21.612	181.5	43.371	217.7	30.518	229.8	285.7	1:35.501
4	21.875	176.5	43.489	215.1	31.370	230.8	283.5	1:36.734	10	<u>21.324</u>	<u>187.2</u>	43.317	215.1	<u>30.315</u>	231.8	<u>286.5</u>	<u>1:34.956</u>
5	6:30.240	148.8	48.228	210.1	32.491	227.8	280.5	7:50.959 P	11	22.436	177.9	<u>42.978</u>	<u>220.0</u>	31.247	228.3	285.0	1:36.661
6	22.140	167.4	44.304	213.9	30.839	231.8	284.2	1:37.283	12								

888 Florian Schnitzenbaumer (DEU)									Dallara Mecachrome 4.0 V8								
lap	Sect-1	Speed	Sect-2	Speed	Sect-3	Speed	TopSpeed	laptime pit	lap	Sect-1	Speed	Sect-2	Speed	Sect-3	Speed	Topspeed	laptime pit
1	Out	174.5	46.411	220.4	29.007	240.5	223.6	1:35.449	5	19.425	198.9	40.742	<u>229.8</u>	28.275	236.8	<u>288.8</u>	1:28.442
2	20.152	186.5	41.504	228.8	27.803	240.0	284.2	1:29.459	6	5:32.980	169.0	50.405	184.0	33.288	<u>242.7</u>	273.4	6:56.673 P
3	19.483	199.3	40.894	229.3	28.141	240.0	<u>288.8</u>	1:28.518	7	19.352	193.2	<u>40.707</u>	229.3	<u>27.470</u>	240.0	288.0	<u>1:27.529</u>
4	<u>19.309</u>	<u>200.0</u>	41.006	228.3	28.172	239.5	<u>288.8</u>	1:28.487	8	22.058	171.4	48.075	215.1	In		272.7	1:51.020 P

999 Salvatore de Plano (ITA)									Dallara Mecachrome 4.0 V8								
lap	Sect-1	Speed	Sect-2	Speed	Sect-3	Speed	TopSpeed	laptime pit	lap	Sect-1	Speed	Sect-2	Speed	Sect-3	Speed	Topspeed	laptime pit
1	Out	156.5	50.751	132.5	32.074	234.8	222.2	1:45.372	3	<u>19.816</u>	183.4	41.257	<u>230.8</u>	28.648	238.9	289.5	1:29.721
2	20.255	178.5	41.880	224.1	30.199	232.8	285.7	1:32.334	4	19.917	172.5	<u>41.012</u>	<u>227.8</u>	28.459	241.1	291.1	1:29.388

Bosch Hockenheim Historic

DMSB 107-2017 , 50-2017
FIA 1FJ.Deu.270327

DMSB

Heat name	: BOSS GP - Qualifying		
Heat Date	: 22 April 2017		
Weather	:		
CIRCUITNAME	: Hockenheimring GP - 4574 mtr.		
Participants Started	: 16	Participants Classified	: 16
Participants Finished	: 2	Participants Not Classified	: 1
Participants Not Finished	: 14		
Green flag at	: 10:05:00	Heat recording start time	: 10:05:00
Finish flag waved at	: 10:39:57	Heat recording end time	: 10:41:10
Total time under Green	: 34:56	Total of All Laps in Heat	: 79
Number of cautions	: 0	Total time under Yellow	: 00:00:00
Number of code-60's	: 0	Total time under Code-60	: 00:00:00

Summary of winners per class

Nbr	Name / Team name	Car	Cls	Fastest Laptime	In	Avg. Speed	Laps	Race Time
-----	------------------	-----	-----	-----------------	----	------------	------	-----------

Best Lap time history during the Heat

#	Nbr	lap time	in lap	Name	Car	time of day
1	1	1:21.984	2	Ingo Gerstl	Toro Rosso STR1 Cosworth 3.0 V10	10:08:12
2	66	1:21.068	2	Klaas Zwart	Jaguar R5 Cosworth 3.0 V10	10:08:14
3	1	1:20.174	3	Ingo Gerstl	Toro Rosso STR1 Cosworth 3.0 V10	10:09:32
4	1	1:19.689	4	Ingo Gerstl	Toro Rosso STR1 Cosworth 3.0 V10	10:10:52

Summary of best laptimes per class

Nbr	Name / Team name	Car	Cls	Fastest Laptime	In	Speed
444	Johann Ledermaier	Dallara Mecachrome 4.0 V8	FO	1:26.478	4	190.41
1	Ingo Gerstl	Toro Rosso STR1 Cosworth 3.0 V10	OP	1:19.689	4	206.63

Bosch Hockenheim Historic

7, 50-2017 FIA 1FJ.Deu.270327

DMSB

20 - 23 April 2017

Hockenheimring GP - 4574 mtr.

BOSS GP

Result of Race 1

Started: 8

Not Started: 0

Classified: 7

Not Classified: 1

Pos	Nbr	Name / Entrant	Fahrzeug	Cls	PIC	Gap	Total time	Fastest	In	Avg. Speed
1	1	Ingo Gerstl (AUT)	Toro Rosso STR1 Cosworth 3.0 V10	OP	1	-- 6 laps --	12:50.340	1:40.382	6	128.25
2	321	Andreas Fiedler (DEU)	Dallara Mecachrome 4.0 V8	FO	1	7.312	12:57.652	1:39.941	6	127.04
3	444	Johann Ledermais (AUT)	Dallara Mecachrome 4.0 V8	FO	2	11.614	13:01.954	1:41.368	5	126.34
4	7	Phil Stratford (USA)	Benetton B197 Judd 4.0 V10op		2	23.659	13:13.999	1:46.547	5	124.43
5	115	Mahaveer Raghunathan (IND) Coloni Motorsport	Lola Auto GP Gibson Tech 3.4 V8	FO	3	29.786	13:20.126	1:42.076	6	123.47
6	888	Florian Schnitzenbaumer (DEU)	Dallara Mecachrome 4.0 V8	FO	4	33.421	13:23.761	1:51.520	5	122.92
7	999	Salvatore de Plano (ITA)	Dallara Mecachrome 4.0 V8	FO	5	59.388	13:49.728	1:48.781	5	119.07

Nicht gewertet	Klassifikation limit (75% von 6 Rnd) = 5 Rnd	
DNC 66	Klaas Zwart (NED)	Jaguar R5 Cosworth 3.0 V10op


444 + # 999 10sec Timpenalty (Grid)

Fastest time : 1:39.941 in lap 6 by nbr. 321 : Andreas Fiedler (Dallara)

Publication-time

Results and lap times : www.raceresults.at

Timekeeping by : SDO SportTiming

Clerk of the Course	Steward	Timekeeper	
Arthur Hirling, Franz Josef Serr	Heinz Hegenberger	Bernd Jung	

Page 1 of 1

Bosch Hockenheim Historic

7, 50-2017 FIA 1FJ.Deu.270327

BOSS GP

Result of Race 1

DMSB

20 - 23 April 2017

Hockenheimring GP - 4574 mtr.

Class = FO

Started: 5 Not Started: 0 Classified: 5 Not Classified: 0

Pos	Nbr	Name / Entrant	Car	Gap	Diff	Total time	Fastest	In
1	321	Andreas Fiedler (DEU)	Dallara Mecachrome 4.0 V8	-- 6 laps --		12:57.652	1:39.941	6
2	444	Johann Ledermaier (AUT)	Dallara Mecachrome 4.0 V8	4.302	4.302	13:01.954	1:41.368	5
3	115	Mahaveer Raghunathan (IND) Coloni Motorsport	Lola Auto GP Gibson Tech 3.4 V8	22.474	18.172	13:20.126	1:42.076	6
4	888	Florian Schnitzenbaumer (DEU)	Dallara Mecachrome 4.0 V8	26.109	3.635	13:23.761	1:51.520	5
5	999	Salvatore de Plano (ITA)	Dallara Mecachrome 4.0 V8	52.076	25.967	13:49.728	1:48.781	5

Class = OP

Started: 3 Not Started: 0 Classified: 2 Not Classified: 1

Pos	Nbr	Name / Entrant	Car	Gap	Diff	Total time	Fastest	In
1	1	Ingo Gerstl (AUT)	Toro Rosso STR1 Cosworth 3.0 V10	-- 6 laps --		12:50.340	1:40.382	6
2	7	Phil Stratford (USA)	Benetton B197 Judd 4.0 V10	23.659	23.659	13:13.999	1:46.547	5

Nicht gewertet Klassifikation limit (75% von 6 Rnd) = 5 Rnd

DNC 66 Klaas Zwart (NED) Jaguar R5 Cosworth 3.0 V10


444 + # 999 10sec Timpenalty (Grid)

Fastest time : 1:39.941 in lap 6 by nbr. 321 : Andreas Fiedler (Dallara)

Publication-time

Results and lap times : www.raceresults.at

Timekeeping by : SDO SportTiming

Clerk of the Course Arthur Hirning, Franz Josef Serr	Steward Heinz Hegenberger	Timekeeper Bernd Jung	 GALLET PRO TIMEKEEPING • SINCE 1466 OFFICIAL TIMEKEEPER
Page 1 of 1			



BOSCH
Technik fürs Leben



Bosch Hockenheim Historic

DMSB 107-2017 , 50-2017
FIA 1FJ.Deu.270327

DMSB

BOSS GP

20 - 23 April 2017

Laptimes - Race 1

Hockenheimring GP - 4574 mtr.

Nbr	Name	Laps	lap	Lap ..1	Lap ..2	Lap ..3	Lap ..4	Lap ..5	Lap ..6	Lap ..7	Lap ..8	Lap ..9	Lap ..0
1	Ingo Gerstl	6	1 - 10	1:43.349	2:53.650	3:05.084	1:42.565	1:41.396	1:40.382				
444	Johann Ledermaid	6	1 - 10	1:45.630	2:51.263	3:05.009	1:42.740	1:41.368	1:41.378				
321	Andreas Fiedler	6	1 - 10	2:04.440	2:34.865	3:05.301	1:44.891	1:42.026	1:39.941				
7	Phil Stratford	6	1 - 10	2:01.465	2:36.477	3:04.940	1:52.005	1:46.547	1:47.172				
115	Mahaveer Raghunathan	6	1 - 10	2:03.685	2:35.723	3:08.445	1:57.535	1:47.050	1:42.076				
888	Florian Schnitzenbaumer	6	1 - 10	2:00.781	2:36.515	3:05.486	1:51.737	1:51.520	1:52.548				
999	Salvatore de Plano	6	1 - 10	2:02.375	2:36.224	3:14.496	2:02.055	1:48.781	1:49.896				
66	Klaas Zw art		1 - 10										

Bosch Hockenheim Historic

DMSB 107-2017 , 50-2017
FIA 1FJ.Deu.270327

DMSB

20 - 23 April 2017

Hockenheimring GP - 4574 mtr.

BOSS GP
Sector analyse - Race 1

Pos	Nbr	Name / Team name	Sector 1			Sector 2			Sector 3			Theoretical best	Actual best	In
			time	Lap	pos	time	Lap	pos	time	Lap	pos			
1	1	Ingo Gerstl (AUT)	21.706	1	1	44.017	6	1	33.121	4	3	1:38.844	1:40.382	6
2	444	Johann Ledermair (AUT)	22.622	6	3	45.135	5	3	33.221	4	4	1:40.978	1:41.368	5
3	321	Andreas Fiedler (DEU)	22.183	6	2	44.815	6	2	32.451	5	1	1:39.449	1:39.941	6
4	7	Phil Stratford (USA)	23.796	5	5	47.882	6	5	34.227	5	5	1:45.905	1:46.547	5
5	115	Mahaveer Raghunathan (IND)	23.322	6	4	45.980	6	4	32.774	6	2	1:42.076	1:42.076	6
6	888	Florian Schnitzenbaumer (DEU)	25.280	5	7	49.690	5	7	34.765	4	7	1:49.735	1:51.520	5
7	999	Salvatore de Piano (ITA)	23.803	6	6	48.778	5	6	34.420	5	6	1:47.001	1:48.781	5
8	66	Klaas Zwart (NED)												

Bosch Hockenheim Historic

DMSB 107-2017, 50-2017
FIA 1FJ.Deu.270327

DMSB

BOSS GP

20 - 23 April 2017

Laps and Sector Times - Race 1

Hockenheimring GP - 4574 mtr.

1 Ingo Gerstl (AUT)									Toro Rosso STR1 Cosworth 3.0 V10								
lap	Sect-1	Speed	Sect-2	Speed	Sect-3	Speed	TopSpeed	laptime pit	lap	Sect-1	Speed	Sect-2	Speed	Sect-3	Speed	Topspeed	laptime pit
1	<u>21.706</u>	163.1	47.804	192.2	33.839	237.9	269.3	1:43.349	4	24.410	152.1	45.034	<u>236.3</u>	<u>33.121</u>	249.4	269.3	1:42.565
2	24.392	151.3	1:26.582	105.6	1:02.676	97.7	98.1	2:53.650	5	22.780	171.7	45.143	232.3	33.473	<u>251.7</u>	294.3	1:41.396
3	45.295	88.7	1:24.350	106.2	55.439	242.2	124.7	3:05.084	6	22.205	<u>172.5</u>	<u>44.017</u>	233.8	34.160	229.8	<u>306.8</u>	<u>1:40.382</u>

7 Phil Stratford (USA)									Benetton B197 Judd 4.0 V10								
lap	Sect-1	Speed	Sect-2	Speed	Sect-3	Speed	TopSpeed	laptime pit	lap	Sect-1	Speed	Sect-2	Speed	Sect-3	Speed	Topspeed	laptime pit
1	26.167	155.6	55.740	184.3	39.558	206.1	223.1	2:01.465	4	27.075	142.3	50.021	204.2	34.909	231.8	264.7	1:52.005
2	29.407	143.4	1:05.448	115.9	1:01.622	101.1	192.2	2:36.477	5	<u>23.796</u>	159.5	48.524	<u>210.1</u>	<u>34.227</u>	<u>233.3</u>	282.7	<u>1:46.547</u>
3	45.087	92.5	1:24.527	108.2	55.326	204.2	150.2	3:04.940	6	23.878	<u>166.2</u>	<u>47.882</u>	209.3	35.412	220.0	<u>283.5</u>	1:47.172

66 Klaas Zwart (NED)									Jaguar R5 Cosworth 3.0 V10								
lap	Sect-1	Speed	Sect-2	Speed	Sect-3	Speed	TopSpeed	laptime pit	lap	Sect-1	Speed	Sect-2	Speed	Sect-3	Speed	Topspeed	laptime pit
1	26.167	155.6	55.740	184.3	39.558	206.1	223.1	2:01.465	4	27.075	142.3	50.021	204.2	34.909	231.8	264.7	1:52.005
2	29.407	143.4	1:05.448	115.9	1:01.622	101.1	192.2	2:36.477	5	<u>23.796</u>	159.5	48.524	<u>210.1</u>	<u>34.227</u>	<u>233.3</u>	282.7	<u>1:46.547</u>
3	45.087	92.5	1:24.527	108.2	55.326	204.2	150.2	3:04.940	6	23.878	<u>166.2</u>	<u>47.882</u>	209.3	35.412	220.0	<u>283.5</u>	1:47.172

115 Mahaveer Raghunathan (IND)									Lola Auto GP Gibson Tech 3.4 V8								
lap	Sect-1	Speed	Sect-2	Speed	Sect-3	Speed	TopSpeed	laptime pit	lap	Sect-1	Speed	Sect-2	Speed	Sect-3	Speed	Topspeed	laptime pit
1	27.779	135.2	55.102	185.2	40.804	192.9	257.1	2:03.685	4	29.492	128.7	51.759	197.4	36.284	209.7	242.2	1:57.535
2	29.091	137.6	1:05.381	99.0	1:01.251	103.3	228.8	2:35.723	5	24.932	150.0	47.569	<u>206.9</u>	34.549	213.9	263.4	1:47.050
3	44.904	108.0	1:24.991	108.1	58.550	151.9	116.0	3:08.445	6	<u>23.322</u>	<u>157.2</u>	<u>45.980</u>	<u>206.9</u>	<u>32.774</u>	<u>217.7</u>	<u>266.7</u>	<u>1:42.076</u>

321 Andreas Fiedler (DEU)									Dallara Mecachrome 4.0 V8								
lap	Sect-1	Speed	Sect-2	Speed	Sect-3	Speed	TopSpeed	laptime pit	lap	Sect-1	Speed	Sect-2	Speed	Sect-3	Speed	Topspeed	laptime pit
1	27.504	142.9	55.591	168.2	41.345	175.6	212.6	2:04.440	4	24.830	153.2	46.579	213.4	33.482	218.6	<u>290.3</u>	1:44.891
2	28.340	146.3	1:05.851	82.4	1:00.674	119.2	229.8	2:34.865	5	23.805	157.2	45.770	<u>215.1</u>	<u>32.451</u>	221.3	288.8	1:42.026
3	45.393	116.3	1:24.563	120.0	55.345	204.2	139.4	3:05.301	6	<u>22.183</u>	<u>165.1</u>	<u>44.815</u>	214.3	32.943	<u>222.2</u>	288.0	<u>1:39.941</u>

444 Johann Ledermaier (AUT)									Dallara Mecachrome 4.0 V8								
lap	Sect-1	Speed	Sect-2	Speed	Sect-3	Speed	TopSpeed	laptime pit	lap	Sect-1	Speed	Sect-2	Speed	Sect-3	Speed	Topspeed	laptime pit
1	24.338	159.1	47.380	213.0	33.912	226.9	268.7	1:45.630	4	24.305	160.7	45.214	<u>214.3</u>	<u>33.221</u>	<u>231.8</u>	272.7	1:42.740
2	25.273	141.2	1:23.632	103.8	1:02.358	97.5	101.7	2:51.263	5	22.984	<u>164.9</u>	<u>45.135</u>	<u>214.3</u>	33.249	229.3	<u>288.0</u>	<u>1:41.368</u>
3	45.370	82.3	1:24.235	113.7	55.404	222.2	126.0	3:05.009	6	<u>22.622</u>	159.5	45.527	212.6	33.229	227.4	287.2	1:41.378

888 Florian Schnitzenbaumer (DEU)									Dallara Mecachrome 4.0 V8								
lap	Sect-1	Speed	Sect-2	Speed	Sect-3	Speed	TopSpeed	laptime pit	lap	Sect-1	Speed	Sect-2	Speed	Sect-3	Speed	Topspeed	laptime pit
1	25.595	<u>148.4</u>	55.388	181.5	39.798	202.2	244.9	2:00.781	4	26.353	140.1	50.619	194.6	<u>34.765</u>	<u>221.3</u>	264.7	1:51.737
2	28.435	125.4	1:06.020	100.5	1:02.060	104.0	203.4	2:36.515	5	<u>25.280</u>	144.6	<u>49.690</u>	198.9	36.550	216.0	<u>270.0</u>	<u>1:51.520</u>
3	45.242	86.9	1:24.330	104.0	55.914	203.8	122.4	3:05.486	6	25.786	138.8	50.361	<u>200.7</u>	36.401	200.7	257.1	1:52.548

999 Salvatore de Plano (ITA)									Dallara Mecachrome 4.0 V8								
lap	Sect-1	Speed	Sect-2	Speed	Sect-3	Speed	TopSpeed	laptime pit	lap	Sect-1	Speed	Sect-2	Speed	Sect-3	Speed	Topspeed	laptime pit
1	26.870	138.3	55.183	184.0	40.322	166.9	227.4	2:02.375	4	31.623	121.8	52.496	192.5	37.936	213.4	234.8	2:02.055
2	28.728	<u>139.2</u>	1:05.978	95.4	1:01.518	100.7	203.4	2:36.224	5	25.583	135.7	<u>48.778</u>	<u>205.3</u>	<u>34.420</u>	<u>219.1</u>	<u>271.4</u>	<u>1:48.781</u>
3	44.542	95.7	1:25.024	108.5	1:04.930	135.7	120.1	3:14.496	6	<u>23.803</u>	137.8	50.660	201.9	35.433	216.4	268.7	1:49.896

Bosch Hockenheim Historic
Positions for each lap - Race 1

DMSB 107-2017 , 50-2017
FIA 1FJ.Deu.270327

DMSB

20 - 23 April 2017
Hockenheimring GP - 4574 mtr.

BOSS GP

Positions for each lap

Pos	Nr.	Name	1	2	3	4	5	6
1	1	Ingo Gerstl	1	1	1	1	1	1
2	444	Johann Ledermaier	444	444	444	444	444	444
3	321	Andreas Fiedler	888	888	888	321	321	321
4	7	Phil Stratford	7	7	7	888	7	7
5	115	Mahaveer Raghunathan	999	999	321	7	888	115
6	888	Florian Schnitzenbaumer	115	115	115	115	115	888
7	999	Salvatore de Plano	321	321	999	999	999	999

Bosch Hockenheim Historic

DMSB 107-2017 , 50-2017 FIA 1FJ.Deu.270327

DMSB

20 - 23 April 2017

Hockenheimring GP - 4574 mtr.


Starting grid - BOSS GP - Race 1

Startzeit : 15:15 - Lauf Länge : 20 Minuten

Pos	Nbr	Name	time		Pos	Nbr	Name	time
15	505	Walter Steding	1: 38.429	Row 8	16	21	Bernd Herndlhofer	
13	111	'PETER'	1: 36.001	Row 7	14	323	Armando Mangini	1: 38.345
11	555	Christian Eicke	1: 34.956	Row 6	12	222	Veronika Cicha	1: 35.880
9	3	Peter Milavec	1: 31.439	Row 5	10	321	Andreas Fiedler	1: 33.089
7	26	Wolfgang Jaksch	1: 28.697	Row 4	8	999	Salvatore de Plano	1: 29.388
5	7	Phil Stratford	1: 27.712	Row 3	6	115	Mahaveer Raghunathan	1: 28.184
3	444	Johann Ledermaier	1: 26.478	Row 2	4	888	Florian Schnitzenbaumer	1: 27.529
1	1	Ingo Gerstl	1: 20.174	Row 1	2	66	Klaas Zwart	1: 21.068

Pole Right

----- STARTLINE -----

Results and lap times : www.raceresults.at			Timekeeping by : SDO SportTiming			Publication-time		
Clerk of the Course		Steward		Timekeeper				
Arthur Hirning, Franz Josef Serr		Heinz Hegenberger		Bernd Jung				
Page 1 of 1						 OFFICIAL TIMEKEEPER		

Bosch Hockenheim Historic

DMSB 107-2017 , 50-2017
FIA 1FJ.Deu.270327

DMSB

Heat name	:	BOSS GP - Race 1			
Heat Date	:	22 April 2017			
Weather	:				
CIRCUITNAME	:	Hockenheimring GP - 4574 mtr.			
Participants Started	:	8	Participants Classified	:	7
Participants Finished	:	7	Participants Not Classified	:	9
Participants Not Finished	:	1			
Green flag at	:	16:08:03	Heat recording start time	:	15:24:59
Finish flag waved at	:	16:20:54	Heat recording end time	:	16:21:50
Total time under Green	:	12:50	Total of All Laps in Heat	:	42
Number of cautions	:	1	Total time under Yellow	:	00:06:47
Number of code-60's	:	0	Total time under Code-60	:	00:00:00

Cautions/Code-60 history during the heat

#	Start time	End time	Duration	Comment
1	16:08:56	16:15:44	6:47	

Summary of winners per class

Nbr	Name / Team name	Car	Cls	Fastest Laptime	In	Avg. Speed	Laps	Race Time
1	Ingo Gerstl	Toro Rosso STR1 Cosworth	OP	1:40.382	6	128.25	6	12:50.340
444	Johann Ledermair	Dallara Mecachrome 4.0 V8	FO	1:41.368	5	127.98	6	12:51.954

Leader history during the Heat

#	Nbr	Lap	to Lap	Name	Car
1	1	1	6	Ingo Gerstl	Toro Rosso STR1 Cosworth

Best Lap time history during the Heat

#	Nbr	lap time	in lap	Name	Car	time of day
1	1	1:43.349	1	Ingo Gerstl	Toro Rosso STR1 Cosworth 3.0 V10	16:09:51
2	1	1:42.565	4	Ingo Gerstl	Toro Rosso STR1 Cosworth 3.0 V10	16:17:32
3	1	1:41.396	5	Ingo Gerstl	Toro Rosso STR1 Cosworth 3.0 V10	16:19:13
4	444	1:41.368	5	Johann Ledermair	Dallara Mecachrome 4.0 V8	16:19:14
5	1	1:40.382	6	Ingo Gerstl	Toro Rosso STR1 Cosworth 3.0 V10	16:20:54
6	321	1:39.941	6	Andreas Fiedler	Dallara Mecachrome 4.0 V8	16:21:01

Summary of best laptimes per class

Nbr	Name / Team name	Car	Cls	Fastest Laptime	In	Speed
321	Andreas Fiedler	Dallara Mecachrome 4.0 V8	FO	1:39.941	6	164.76
1	Ingo Gerstl	Toro Rosso STR1 Cosworth 3.0 V10	OP	1:40.382	6	164.04

Summary of number of laps in the lead

#	Nbr	Name	Car	# Laps in the lead
1	1	Ingo Gerstl	Toro Rosso STR1	6

Bosch Hockenheim Historic

7, 50-2017 FIA 1FJ.Deu.270327

DMSB

BOSS GP

Result of Race 2

20 - 23 April 2017

Hockenheimring GP - 4574 mtr.

Started: 11

Not Started: 0

Classified: 10

Not Classified: 1

Pos	Nbr	Name / Entrant	Fahrzeug	Cls	PIC	Gap	Total time	Fastest	In	Avg. Speed
1	1	Ingo Gerstl (AUT)	Toro Rosso STR1 Cosworth 3.0 V10	OP	1	-- 18 laps --	26:33.291	1:22.254	17	186.02
2	444	Johann Ledermais (AUT)	Dallara Mecachrome 4.0 V8	FO	1	19.202	26:52.493	1:27.489	7	183.81
3	7	Phil Stratford (USA)	Benetton B197 Judd 4.0 V10Op	2		29.097	27:02.388	1:28.040	16	182.69
4	888	Florian Schnitzenbaumer (DEU)	Dallara Mecachrome 4.0 V8	FO	2	46.735	27:20.026	1:29.167	14	180.72
5	26	Wolfgang Jaksch (DEU) F-Xtreme Racing Team	Super Aguri SA06 Cosworth 3.0 V10	OP	3	57.858	27:31.149	1:29.557	9	179.50
6	115	Mahaveer Raghunathan (IND) Coloni Motorsport	Lola Auto GP Gibson Tech 3.4 V8	FO	3	1:03.849	27:37.140	1:30.646	9	178.85
7	999	Salvatore de Plano (ITA)	Dallara Mecachrome 4.0 V8	FO	4	-- 17 laps --	27:08.098	1:33.268	2	171.93
8	321	Andreas Fiedler (DEU)	Dallara Mecachrome 4.0 V8	FO	5	-- 16 laps --	25:30.048	1:30.722	9	172.19
9	555	Christian Eicke (SUI)	Dallara Mecachrome 4.0 V8	FO	6	1:01.966	26:32.014	1:35.319	14	165.49
10	222	Veronika Cicha (CZE) H&A Racing	Dallara Mecachrome 4.0 V8	FO	7	1:36.509	27:06.557	1:38.418	14	161.97
Nicht gewertet		Klassifikation limit (75% von 18 Rnd) = 14 Rnd								
EXC	111	'PETER' (FRA)	Dallara Renault 3.5 V6	FO		59.692	26:29.740	1:36.455	16	165.72

#111 Nichtwertung wegen Missachtung Signalgebung
 # 1, # 26 10 sec Timepenalty (Arbeiten nach 3 Min Tafel)

Fastest time : 1:22.254 in lap 17 by nbr. 1 : Ingo Gerstl (Toro Rosso STR1)

Publication-time

 Results and lap times : www.raceresults.at

Timekeeping by : SDO SportTiming

Clerk of the Course

Steward

Timekeeper


GALLET
 PRO TIMEKEEPING • SINCE 1466
 OFFICIAL TIMEKEEPER

Arthur Hirling, Franz Josef Serr

Heinz Hegenberger

Bernd Jung

Page 1 of 1


BOSCH
 Technik fürs Leben


GALLET
 PRO TIMEKEEPING • SINCE 1466


Bosch Hockenheim Historic

7, 50-2017 FIA 1FJ.Deu.270327

BOSS GP

Result of Race 2

DMSB

20 - 23 April 2017

Hockenheimring GP - 4574 mtr.

Class = FO

Started: 8 Not Started: 0 Classified: 7 Not Classified: 1

Pos	Nbr	Name / Entrant	Car	Gap	Diff	Total time	Fastest	In
1	444	Johann Ledermais (AUT)	Dallara Mecachrome 4.0 V8	-- 18 laps --		26:52.493	1:27.489	7
2	888	Florian Schnitzenbaumer (DEU)	Dallara Mecachrome 4.0 V8	27.533	27.533	27:20.026	1:29.167	14
3	115	Mahaveer Raghunathan (IND) Coloni Motorsport	Lola Auto GP Gibson Tech 3.4 V8	44.647	17.114	27:37.140	1:30.646	9
4	999	Salvatore de Plano (ITA)	Dallara Mecachrome 4.0 V8	-- 17 laps --		27:08.098	1:33.268	2
5	321	Andreas Fiedler (DEU)	Dallara Mecachrome 4.0 V8	-- 16 laps --		25:30.048	1:30.722	9
6	555	Christian Eicke (SUI)	Dallara Mecachrome 4.0 V8	1:01.966	1:01.966	26:32.014	1:35.319	14
7	222	Veronika Cicha (CZE) H&A Racing	Dallara Mecachrome 4.0 V8	1:36.509	34.543	27:06.557	1:38.418	14

Nicht gewertet Klassifikation limit (75% von 18 Rnd) = 14 Rnd

EXC	111	'PETER' (FRA)	Dallara Renault 3.5 V6	59.692	26:29.740	26:29.740	1:36.455	16
-----	-----	---------------	------------------------	--------	-----------	-----------	----------	----

Class = OP

Started: 3 Not Started: 0 Classified: 3 Not Classified: 0

Pos	Nbr	Name / Entrant	Car	Gap	Diff	Total time	Fastest	In
1	1	Ingo Gerstl (AUT)	Toro Rosso STR1 Cosworth 3.0 V10	-- 18 laps --		26:33.291	1:22.254	17
2	7	Phil Stratford (USA)	Benetton B197 Judd 4.0 V10	29.097	29.097	27:02.388	1:28.040	16
3	26	Wolfgang Jaksch (DEU) F-Xtreme Racing Team	Super Aguri SA06 Cosworth 3.0 V10	57.858	28.761	27:31.149	1:29.557	9


#111 Nichtwertung wegen Missachtung Signalgebung
1, # 26 10 sec Timepenalty (Arbeiten nach 3 Min Tafel)

Fastest time : 1:22.254 in lap 17 by nbr. 1 : Ingo Gerstl (Toro Rosso STR1)

Publication-time

Results and lap times : www.raceresults.at

Timekeeping by : SDO SportTiming

Clerk of the Course	Steward	Timekeeper	 PRO TIMEKEEPING • SINCE 1466 OFFICIAL TIMEKEEPER
Arthur Hirning, Franz Josef Serr	Heinz Hegenberger	Bernd Jung	

Bosch Hockenheim Historic

DMSB 107-2017 , 50-2017
FIA 1FJ.Deu.270327

DMSB

BOSS GP
Laptimes - Race 2

20 - 23 April 2017
Hockenheimring GP - 4 574 mtr.

Nbr	Name	Laps	lap	Lap ..1	Lap ..2	Lap ..3	Lap ..4	Lap ..5	Lap ..6	Lap ..7	Lap ..8	Lap ..9	Lap ..0
1	Ingo Gerstl	18	1 - 10	1:30.504	1:29.219	1:26.150	1:26.564	1:26.598	1:29.846	1:29.216	1:31.475	1:30.442	1:23.383
			11 - 20	1:23.386	1:24.387	1:28.360	1:28.865	1:31.552	1:28.827	1:22.254	1:27.858		
444	Johann Ledermaid	18	1 - 10	1:32.761	1:28.748	1:28.403	1:28.485	1:28.319	1:27.814	1:27.489	1:29.117	1:28.937	1:28.272
			11 - 20	1:28.658	1:27.783	1:29.204	1:29.966	1:30.472	1:30.155	1:31.951	1:31.197		
7	Phil Stratford	18	1 - 10	1:37.023	1:31.385	1:30.480	1:29.918	1:29.186	1:29.759	1:28.266	1:29.272	1:29.971	1:28.913
			11 - 20	1:29.562	1:28.494	1:28.576	1:28.613	1:28.353	1:28.040	1:30.183	1:31.511		
888	Florian Schnitzenbaumer	18	1 - 10	1:37.170	1:31.332	1:31.030	1:30.624	1:30.873	1:30.632	1:29.903	1:29.906	1:29.889	1:31.182
			11 - 20	1:30.885	1:30.804	1:29.301	1:29.167	1:29.855	1:30.028	1:31.226	1:31.032		
26	Wolfgang Jaksch	18	1 - 10	1:37.625	1:32.063	1:31.196	1:30.885	1:30.520	1:30.504	1:30.695	1:30.347	1:29.557	1:31.958
			11 - 20	1:29.726	1:30.324	1:29.557	1:30.246	1:30.294	1:30.316	1:30.188	1:29.596		
115	Mahaveer Raghunathan	18	1 - 10	1:38.346	1:32.285	1:31.254	1:30.843	1:30.734	1:30.681	1:30.889	1:30.713	1:30.646	1:33.504
			11 - 20	1:30.729	1:32.552	1:33.520	1:31.213	1:31.086	1:30.662	1:31.024	1:31.302		
999	Salvatore de Plano	17	1 - 10	1:39.178	1:33.268	1:33.342	1:34.849	1:36.408	1:36.445	1:34.832	1:34.071	1:33.908	1:33.943
			11 - 20	1:33.564	1:36.390	1:34.446	1:37.042	1:38.085	1:35.087	1:37.624			
321	Andreas Fiedler	16	1 - 10	1:36.917	1:32.720	1:31.467	1:32.088	1:32.674	1:31.851	1:31.092	1:31.725	1:30.722	1:31.767
			11 - 20	1:32.783	1:31.630	1:30.883	1:33.049	1:37.380	1:36.615				
555	Christian Eicke	16	1 - 10	1:46.482	1:43.135	1:41.010	1:40.584	1:40.816	1:38.714	1:41.950	1:37.977	1:38.234	1:38.731
			11 - 20	1:38.826	1:36.007	1:35.681	1:35.319	1:35.741	1:36.557				
222	Veronika Cicha	16	1 - 10	1:48.772	1:42.914	1:41.394	1:41.291	1:40.813	1:41.159	1:40.432	1:39.442	1:43.248	1:39.100
			11 - 20	1:39.424	1:39.442	1:41.804	1:38.418	1:42.169	1:40.304				
111	'PETER'	16	1 - 10	1:43.413	1:40.399	1:39.742	1:39.236	1:38.849	1:39.029	1:38.413	1:41.021	1:36.693	1:39.946
			11 - 20	1:40.075	1:40.321	1:36.931	1:36.629	1:36.845	1:36.455				

Bosch Hockenheim Historic

DMSB 107-2017 , 50-2017
FIA 1FJ.Deu.270327

DMSB

BOSS GP

20 - 23 April 2017

Laps and Sector Times - Race 2

Hockenheimring GP - 4574 mtr.

1 Ingo Gerstl (AUT)										Toro Rosso STR1 Cosworth 3.0 V10									
lap	Sect-1	Speed	Sect-2	Speed	Sect-3	Speed	TopSpeed	laptime	pit	lap	Sect-1	Speed	Sect-2	Speed	Sect-3	Speed	Topspeed	laptime	pit
1	20.475	173.1	42.354	237.4	27.675	257.1	300.8	1:30.504		10	18.770	<u>214.3</u>	37.967	254.1	<u>26.646</u>	263.4	299.2	1:23.383	
2	20.596	192.9	40.196	240.0	28.427	259.6	299.2	1:29.219		11	18.187	213.0	38.538	254.1	26.661	266.0	309.5	1:23.386	
3	19.911	195.7	39.290	251.7	26.949	253.5	309.5	1:26.150		12	19.075	210.9	38.300	250.0	27.012	263.4	310.3	1:24.387	
4	19.538	200.4	39.818	246.0	27.208	257.8	304.2	1:26.564		13	19.177	203.0	40.239	246.0	28.944	248.8	299.2	1:28.360	
5	19.477	202.6	40.007	242.7	27.114	257.1	305.1	1:26.598		14	19.791	188.8	41.157	249.4	27.917	248.3	289.5	1:28.865	
6	19.861	196.7	41.019	233.3	28.966	249.4	296.7	1:29.846		15	20.046	186.9	40.626	251.7	30.880	250.0	288.0	1:31.552	
7	19.990	196.0	40.301	245.5	28.925	240.5	298.3	1:29.216		16	20.043	186.5	41.193	251.7	27.591	<u>267.3</u>	292.7	1:28.827	
8	19.912	207.7	40.045	251.7	31.518	248.8	309.5	1:31.475		17	<u>18.170</u>	210.1	<u>37.355</u>	<u>260.9</u>	26.729	<u>267.3</u>	<u>317.6</u>	<u>1:22.254</u>	
9	20.235	191.2	39.466	254.1	30.741	250.0	308.6	1:30.442		18	20.029	192.2	40.970	252.9	26.859	259.0	294.3	1:27.858	

7 Phil Stratford (USA)										Benetton B197 Judd 4.0 V10									
lap	Sect-1	Speed	Sect-2	Speed	Sect-3	Speed	TopSpeed	laptime	pit	lap	Sect-1	Speed	Sect-2	Speed	Sect-3	Speed	Topspeed	laptime	pit
1	22.116	185.9	44.663	221.8	30.244	243.2	290.3	1:37.023		10	19.741	199.3	40.405	234.8	28.767	244.9	<u>305.9</u>	1:28.913	
2	20.125	196.7	41.495	225.5	29.765	243.8	301.7	1:31.385		11	19.659	203.4	41.281	230.8	28.622	246.0	305.1	1:29.562	
3	20.189	200.0	40.874	233.8	29.417	243.2	303.4	1:30.480		12	19.739	207.3	40.461	<u>236.8</u>	28.294	246.6	303.4	1:28.494	
4	19.994	197.8	40.987	234.8	28.937	246.6	299.2	1:29.918		13	19.642	202.2	40.459	<u>232.8</u>	28.475	<u>250.0</u>	302.5	1:28.576	
5	19.829	200.7	40.591	229.8	28.766	247.1	301.7	1:29.186		14	19.526	<u>209.7</u>	40.468	230.3	28.619	245.5	305.1	1:28.613	
6	19.997	201.1	41.012	228.8	28.750	247.1	302.5	1:29.759		15	<u>19.353</u>	208.9	40.465	230.3	28.535	244.9	302.5	1:28.353	
7	19.514	198.2	<u>40.155</u>	232.3	28.597	246.0	<u>305.9</u>	1:28.266		16	19.560	208.9	40.269	229.8	<u>28.211</u>	245.5	300.8	1:28.040	
8	19.522	198.9	41.003	230.3	28.747	244.3	300.0	1:29.272		17	19.641	205.3	40.587	236.3	29.955	243.8	305.1	1:30.183	
9	19.557	202.2	41.071	229.8	29.343	246.0	300.0	1:29.971		18	21.111	198.9	41.383	225.5	29.017	244.3	303.4	1:31.511	

26 Wolfgang Jaksch (DEU)										Super Aguri SA06 Cosworth 3.0 V10									
lap	Sect-1	Speed	Sect-2	Speed	Sect-3	Speed	TopSpeed	laptime	pit	lap	Sect-1	Speed	Sect-2	Speed	Sect-3	Speed	Topspeed	laptime	pit
1	23.860	152.3	43.165	225.0	30.600	249.4	305.9	1:37.625		10	20.287	168.8	42.337	226.9	29.334	254.7	314.0	1:31.958	
2	20.718	171.4	41.899	233.8	29.446	253.5	311.2	1:32.063		11	19.859	183.4	40.815	<u>240.0</u>	29.052	257.8	316.7	1:29.726	
3	20.412	182.1	41.136	229.3	29.648	251.7	311.2	1:31.196		12	20.100	175.9	40.494	235.3	29.730	255.9	314.9	1:30.324	
4	20.077	187.8	41.144	232.8	29.664	253.5	320.5	1:30.885		13	20.132	180.3	40.726	234.8	<u>28.699</u>	253.5	312.1	1:29.557	
5	20.155	181.5	41.330	236.8	29.035	255.3	314.9	1:30.520		14	20.540	173.6	40.621	234.8	29.085	<u>258.4</u>	321.4	1:30.246	
6	20.038	187.2	41.321	233.3	29.145	254.7	297.5	1:30.504		15	20.648	<u>189.1</u>	40.492	239.5	29.154	257.1	<u>322.4</u>	1:30.294	
7	20.006	180.0	40.822	233.3	29.867	253.5	317.6	1:30.695		16	20.090	178.2	40.798	236.8	29.428	254.1	319.5	1:30.316	
8	<u>19.815</u>	187.2	40.977	231.3	29.555	252.9	314.9	1:30.347		17	20.270	176.2	40.681	235.8	29.237	<u>258.4</u>	311.2	1:30.188	
9	19.954	187.5	40.463	235.8	29.140	255.9	306.8	1:29.557		18	20.351	184.3	<u>40.383</u>	236.3	28.862	250.6	321.4	1:29.596	

111 'PETER' (FRA)										Dallara Renault 3.5 V6									
lap	Sect-1	Speed	Sect-2	Speed	Sect-3	Speed	TopSpeed	laptime	pit	lap	Sect-1	Speed	Sect-2	Speed	Sect-3	Speed	Topspeed	laptime	pit
1	24.162	158.8	46.714	196.0	32.537	217.3	262.1	1:43.413		9	<u>21.485</u>	<u>177.0</u>	44.105	<u>213.9</u>	31.103	218.2	262.1	1:36.693	
2	22.493	165.9	45.712	208.5	32.194	216.4	259.0	1:40.399		10	21.976	166.7	46.686	208.9	31.284	<u>220.0</u>	262.1	1:39.946	
3	22.320	166.4	45.484	208.1	31.938	216.9	259.6	1:39.742		11	22.026	164.6	44.691	210.1	33.358	218.6	261.5	1:40.075	
4	22.329	161.4	45.109	209.3	31.798	216.9	259.0	1:39.236		12	21.624	170.3	44.767	208.9	33.930	218.2	263.4	1:40.321	
5	22.556	167.7	44.603	210.9	31.690	218.6	259.0	1:38.849		13	21.864	168.2	43.971	211.4	31.096	219.1	261.5	1:36.931	
6	22.190	164.1	45.614	211.4	31.225	<u>220.0</u>	259.6	1:39.029		14	21.786	173.9	<u>43.894</u>	213.0	30.949	218.6	260.2	1:36.629	
7	22.113	165.4	44.883	210.1	31.417	218.6	263.4	1:38.413		15	21.654	174.5	44.456	212.2	30.735	218.2	259.6	1:36.845	
8	21.956	171.7	44.997	212.2	34.068	216.4	261.5	1:41.021		16	21.758	168.8	44.010	212.6	<u>30.687</u>	213.4	<u>265.4</u>	<u>1:36.455</u>	

115 Mahaveer Raghunathan (IND)										Lola Auto GP Gibson Tech 3.4 V8									
lap	Sect-1	Speed	Sect-2	Speed	Sect-3	Speed	TopSpeed	laptime	pit	lap	Sect-1	Speed	Sect-2	Speed	Sect-3	Speed	Topspeed	laptime	pit
1	23.380	159.5	44.291	214.7	30.675	225.0	269.3	1:38.346		10	19.924	186.5	41.832	219.1	31.748	222.2	272.7	1:33.504	
2	20.654	184.3	42.631	220.0	29.000	226.9	272.7	1:32.285		11	<u>19.869</u>	186.9	42.144	220.0	28.716	226.4	272.7	1:30.729	
3	20.338	189.1	42.054	220.4	28.862	226.4	272.7	1:31.254		12	20.482	188.5	43.270	220.0	28.800	224.5	272.7	1:32.552	
4	20.262	187.8	41.749	220.9	28.832	227.8	269.3	1:30.843		13	20.025	187.8	42.309	217.7	31.186	225.5	271.4	1:33.520	
5	20.135	190.5	41.805	<u>223.1</u>	28.794	<u>228.3</u>	274.1	1:30.734		14	20.048	189.8	42.219	218.6	28.946	224.5	268.7	1:31.213	
6	20.064	188.5	41.707	221.3	28.910	225.5	273.4	1:30.681		15	20.031	190.1	42.121	217.7	28.934	224.5	269.3	1:31.086	
7	20.290	186.9	<u>41.672</u>	219.1	28.927	227.4	<u>274.8</u>	1:30.889		16	20.011	191.2	41.848	220.0	28.803	225.0	268.7	1:30.662	
8	20.112	186.5	41.763	219.5	28.838	223.1	274.1	1:30.713		17	20.113	<u>192.2</u>	41.940	218.6	28.971	221.3	269.3	1:31.024	
9	20.252	187.8	41.839	220.0	<u>28.555</u>	225.0	270.7	<u>1:30.646</u>		18	20.075	190.8	42.087	219.1	29.140	223.1	268.0	1:31.302	

Bosch Hockenheim Historic

DMSB 107-2017 , 50-2017
FIA 1FJ.Deu.270327

DMSB

BOSS GP

20 - 23 April 2017

Laps and Sector Times - Race 2

Hockenheimring GP - 4574 mtr.

222 Veronika Cicha (CZE)									Dallara Mecachrome 4.0 V8										
lap	Sect-1	Speed	Sect-2	Speed	Sect-3	Speed	TopSpeed	laptime	pit	lap	Sect-1	Speed	Sect-2	Speed	Sect-3	Speed	Topspeed	laptime	pit
1	26.375	143.6	47.920	206.5	34.477	223.1	275.5	1:48.772		9	<u>21.592</u>	169.0	47.201	205.7	34.455	223.6	278.4	1:43.248	
2	23.064	158.8	46.299	214.3	33.551	220.9	274.1	1:42.914		10	21.771	<u>169.3</u>	45.336	216.9	31.993	<u>224.5</u>	<u>279.8</u>	1:39.100	
3	22.932	162.9	45.547	210.1	32.915	221.8	277.6	1:41.394		11	21.788	168.2	45.346	219.1	32.290	222.7	275.5	1:39.424	
4	22.489	165.9	45.536	211.8	33.266	224.1	277.6	1:41.291		12	21.980	167.7	45.130	210.1	32.332	222.7	276.9	1:39.442	
5	22.409	160.7	45.604	217.7	32.800	223.6	277.6	1:40.813		13	21.977	168.2	45.351	214.7	34.476	221.8	273.4	1:41.804	
6	22.491	162.9	45.522	215.6	33.146	199.6	276.2	1:41.159		14	22.266	166.7	<u>44.320</u>	217.7	<u>31.832</u>	222.2	276.2	<u>1:38.418</u>	
7	22.833	154.7	45.588	211.8	32.011	<u>224.5</u>	278.4	1:40.432		15	22.779	163.1	45.667	175.0	33.723	220.9	274.1	1:42.169	
8	22.050	164.1	44.798	<u>219.5</u>	32.594	<u>224.5</u>	276.9	1:39.442		16	22.370	157.4	44.855	188.2	33.079	221.3	275.5	1:40.304	

321 Andreas Fiedler (DEU)									Dallara Mecachrome 4.0 V8										
lap	Sect-1	Speed	Sect-2	Speed	Sect-3	Speed	TopSpeed	laptime	pit	lap	Sect-1	Speed	Sect-2	Speed	Sect-3	Speed	Topspeed	laptime	pit
1	23.599	174.5	43.128	221.8	30.190	233.3	294.3	1:36.917		9	20.225	191.2	<u>41.327</u>	225.0	29.170	231.3	<u>295.9</u>	<u>1:30.722</u>	
2	20.897	188.2	42.324	222.7	29.499	232.3	<u>295.9</u>	1:32.720		10	20.336	183.4	41.971	224.5	29.460	233.8	292.7	1:31.767	
3	20.355	188.8	41.877	224.1	29.235	234.3	<u>295.9</u>	1:31.467		11	20.409	186.2	42.870	<u>227.8</u>	29.504	231.3	294.3	1:32.783	
4	20.447	186.2	41.937	224.1	29.704	227.4	<u>295.9</u>	1:32.088		12	20.424	184.6	41.736	225.9	29.470	232.3	<u>295.9</u>	1:31.630	
5	21.275	185.6	41.789	225.5	29.610	<u>234.8</u>	<u>295.9</u>	1:32.674		13	20.224	184.9	41.524	225.9	<u>29.135</u>	233.8	<u>295.9</u>	1:30.883	
6	20.399	189.1	42.131	223.6	29.321	233.8	295.1	1:31.851		14	<u>19.923</u>	<u>191.8</u>	42.049	183.7	31.077	208.9	295.1	1:33.049	
7	20.396	189.5	41.540	225.5	29.156	232.8	287.2	1:31.092		15	22.480	170.3	44.678	204.2	30.222	217.7	274.1	1:37.380	
8	20.166	185.6	41.823	218.6	29.736	233.3	295.1	1:31.725		16	21.322	178.2	43.994	206.9	31.299	148.6	254.1	1:36.615	

444 Johann Ledermaier (AUT)									Dallara Mecachrome 4.0 V8										
lap	Sect-1	Speed	Sect-2	Speed	Sect-3	Speed	TopSpeed	laptime	pit	lap	Sect-1	Speed	Sect-2	Speed	Sect-3	Speed	Topspeed	laptime	pit
1	21.963	170.6	42.235	224.1	28.563	238.9	291.9	1:32.761		10	19.650	189.1	40.359	229.3	28.263	238.4	<u>298.3</u>	1:28.272	
2	20.045	182.4	40.931	229.8	27.772	240.0	293.5	1:28.748		11	19.682	191.5	40.740	228.3	28.236	238.9	<u>298.3</u>	1:28.658	
3	19.686	194.2	40.507	227.8	28.210	238.9	293.5	1:28.403		12	19.515	<u>194.6</u>	40.553	229.3	27.715	240.5	295.1	1:27.783	
4	19.657	189.8	40.608	226.9	28.220	238.9	291.1	1:28.485		13	19.663	188.8	41.109	225.9	28.432	238.4	295.1	1:29.204	
5	19.500	189.1	40.466	227.8	28.353	240.0	293.5	1:28.319		14	19.837	187.5	41.240	227.4	28.889	237.4	295.1	1:29.966	
6	19.556	183.4	40.540	229.3	27.718	240.5	291.9	1:27.814		15	20.159	180.3	41.682	226.4	28.631	237.4	293.5	1:30.472	
7	<u>19.461</u>	191.5	40.338	229.3	<u>27.690</u>	<u>241.6</u>	296.7	<u>1:27.489</u>		16	20.322	173.9	41.518	228.8	28.315	240.0	295.1	1:30.155	
8	19.545	187.8	40.609	230.8	28.963	239.5	297.5	1:29.117		17	20.268	182.7	42.695	222.2	28.988	236.3	295.1	1:31.951	
9	19.666	194.2	<u>40.145</u>	<u>231.8</u>	29.126	240.5	296.7	1:28.937		18	20.230	181.8	41.826	226.9	29.141	201.5	291.1	1:31.197	

555 Christian Eicke (SUI)									Dallara Mecachrome 4.0 V8										
lap	Sect-1	Speed	Sect-2	Speed	Sect-3	Speed	TopSpeed	laptime	pit	lap	Sect-1	Speed	Sect-2	Speed	Sect-3	Speed	Topspeed	laptime	pit
1	25.411	154.1	47.377	208.9	33.694	221.3	274.1	1:46.482		9	21.942	158.1	45.281	219.1	31.011	229.8	274.8	1:38.234	
2	22.952	160.5	46.533	212.6	33.650	225.0	281.3	1:43.135		10	21.635	184.0	44.638	210.9	32.458	229.8	<u>288.8</u>	1:38.731	
3	22.827	164.4	45.509	212.6	32.674	228.8	280.5	1:41.010		11	21.924	176.2	45.425	214.7	31.477	230.3	<u>288.8</u>	1:38.826	
4	22.391	172.2	45.142	214.7	33.051	225.0	282.7	1:40.584		12	21.621	179.4	43.357	216.4	31.029	227.4	287.2	1:36.007	
5	23.365	168.5	44.861	217.7	32.590	225.5	284.2	1:40.816		13	<u>21.138</u>	181.5	43.589	217.3	30.954	228.8	284.2	1:35.681	
6	22.264	170.9	44.412	216.0	32.038	<u>231.3</u>	285.7	1:38.714		14	21.826	182.4	<u>42.655</u>	220.4	<u>30.838</u>	229.3	286.5	<u>1:35.319</u>	
7	21.383	179.4	43.759	215.6	36.808	228.3	<u>288.8</u>	1:41.950		15	21.373	<u>186.2</u>	43.393	<u>220.9</u>	30.975	217.3	285.7	1:35.741	
8	22.129	173.6	44.353	217.3	31.495	229.8	284.2	1:37.977		16	22.516	177.3	42.979	216.0	31.062	229.8	285.7	1:36.557	

888 Florian Schnitzenbaumer (DEU)									Dallara Mecachrome 4.0 V8										
lap	Sect-1	Speed	Sect-2	Speed	Sect-3	Speed	TopSpeed	laptime	pit	lap	Sect-1	Speed	Sect-2	Speed	Sect-3	Speed	Topspeed	laptime	pit
1	22.819	175.3	43.858	220.4	30.493	<u>240.0</u>	291.1	1:37.170		10	20.237	191.2	42.373	225.5	28.572	235.8	<u>294.3</u>	1:31.182	
2	20.410	187.8	41.783	<u>229.8</u>	29.139	238.4	291.9	1:31.332		11	20.125	192.5	42.502	225.5	28.258	237.4	279.8	1:30.885	
3	20.605	185.2	41.352	229.3	29.073	237.4	293.5	1:31.030		12	20.242	190.8	41.172	226.9	29.390	236.3	292.7	1:30.804	
4	20.090	<u>193.2</u>	41.641	226.4	28.893	237.9	290.3	1:30.624		13	20.272	191.2	<u>41.059</u>	225.9	<u>27.970</u>	235.8	291.9	1:29.301	
5	20.364	189.1	41.687	225.9	28.822	238.4	291.9	1:30.873		14	<u>19.949</u>	190.5	41.085	228.3	28.133	236.3	291.1	<u>1:29.167</u>	
6	20.529	183.1	41.361	225.5	28.742	237.4	291.9	1:30.632		15	20.238	189.1	41.194	227.8	28.423	236.3	289.5	1:29.855	
7	20.140	190.1	41.235	225.5	28.528	237.9	293.5	1:29.903		16	20.290	189.5	41.220	226.9	28.518	236.8	289.5	1:30.028	
8	20.288	191.8	41.131	227.4	28.487	236.8	292.7	1:29.906		17	20.499	188.2	41.531	225.5	29.196	232.3	289.5	1:31.226	
9	20.143	190.8	41.223	226.4	28.523	235.8	289.5	1:29.889		18	20.510	189.1	41.534	224.5	28.988	236.8	290.3	1:31.032	

Bosch Hockenheim Historic

DMSB 107-2017 , 50-2017
FIA 1FJ.Deu.270327

DMSB

BOSS GP

20 - 23 April 2017

Laps and Sector Times - Race 2

Hockenheimring GP - 4574 mtr.

999 Salvatore de Plano (ITA)									Dallara Mecachrome 4.0 V8										
lap	Sect-1	Speed	Sect-2	Speed	Sect-3	Speed	TopSpeed	laptime	pit	lap	Sect-1	Speed	Sect-2	Speed	Sect-3	Speed	TopSpeed	laptime	pit
1	24.696	158.8	44.005	220.4	30.477	232.8	291.9	1:39.178		10	<u>20.580</u>	172.8	42.861	220.9	30.502	229.8	293.5	1:33.943	
2	20.780	163.6	42.744	<u>222.2</u>	<u>29.744</u>	<u>234.8</u>	288.8	<u>1:33.268</u>		11	20.594	170.1	<u>42.347</u>	220.9	30.623	232.3	292.7	1:33.564	
3	20.603	158.4	42.812	221.3	29.927	232.8	287.2	1:33.342		12	20.924	165.4	43.729	214.3	31.737	232.8	291.1	1:36.390	
4	21.045	157.2	42.931	220.4	30.873	231.8	288.0	1:34.849		13	21.024	172.5	42.560	220.4	30.862	232.3	<u>295.1</u>	1:34.446	
5	21.391	157.7	43.651	221.3	31.366	231.3	289.5	1:36.408		14	20.924	172.2	45.272	220.4	30.846	231.8	291.9	1:37.042	
6	22.048	164.9	43.466	220.9	30.931	226.9	289.5	1:36.445		15	22.055	145.9	44.765	220.0	31.265	233.3	293.5	1:38.085	
7	21.003	164.1	43.004	218.6	30.825	230.3	294.3	1:34.832		16	21.388	164.6	42.882	219.1	30.817	231.3	293.5	1:35.087	
8	20.753	165.1	42.775	218.6	30.543	231.3	293.5	1:34.071		17	22.906	165.9	43.822	219.5	30.896	228.3	267.3	1:37.624	
9	20.759	<u>177.3</u>	42.735	217.7	30.414	228.8	291.1	1:33.908		18									

Bosch Hockenheim Historic
Positions for each lap - Race 2

DMSB 107-2017 , 50-2017
FIA 1FJ.Deu.270327

DMSB

BOSS GP

20 - 23 April 2017

Positions for each lap

Hockenheimring GP - 4574 mtr.

Pos	Nr.	Name	1	2	3	4	5	6	7	8	9	10	11	12	13	14	15	16	17	18
1	1	Ingo Gerstl	1	1	1	1	1	1	1	1	1	1	1	1	1	1	1	1	1	1
2	444	Johann Ledermaisr	444	444	444	444	444	444	444	444	444	444	444	444	444	444	444	444	444	444
3	7	Phil Stratford	7	7	7	7	7	7	7	7	7	7	7	7	7	7	7	7	7	7
4	888	Florian Schnitzenbaumer	888	888	888	888	888	888	888	888	888	888	888	888	888	888	888	888	888	888
5	26	Wolfgang Jaksch	26	26	26	26	26	26	26	26	26	26	26	26	26	26	26	26	26	26
6	115	Mahaveer Raghunathan	115	115	115	115	115	115	115	115	115	115	115	115	115	115	115	115	115	115
7	999	Salvatore de Plano	999	999	999	999	999	999	999	999	999	999	999	999	999	321	321	321	999	
8	321	Andreas Fiedler	111	111	111	111	111	321	321	321	321	321	321	321	321	999	999	999		
9	555	Christian Eicke	555	555	555	555	321	111	111	111	111	111	111	111	111	111	111	111		
10	222	Veronika Cicha	222	222	222	321	555	555	555	555	555	555	555	555	555	555	555	555		
11	111	'PETER'	321	321	321	222	222	222	222	222	222	222	222	222	222	222	222	222		

Bosch Hockenheim Historic

DMSB 107-2017 , 50-2017 FIA 1FJ.Deu.270327

DMSB

Revision 1

20 - 23 April 2017

Hockenheimring GP - 4574 mtr.


Starting grid - BOSS GP - Race 2

Startzeit : 14:15 - Lauf Länge : 25 Minuten

Pos	Nbr	Name	time		Pos	Nbr	Name	time
11	321	Andreas Fiedler		Row 6				
9	555	Christian Eicke		Row 5	10	111	'PETER'	
7	26	Wolfgang Jaksch		Row 4	8	222	Veronika Cicha	
5	888	Florian Schnitzenbaumer		Row 3	6	999	Salvat ore de Plano	
3	7	Phil Stratford		Row 2	4	115	Mahaveer Raghunathan	
1	1	Ingo Gerstl		Row 1	2	444	Johann Ledermais	

Pole Right

----- STARTLINE -----

Results and lap times : www.raceresults.at			Timekeeping by : SDO SportTiming	Publication-time
Clerk of the Course	Steward	Timekeeper		
Arthur Hirning, Franz Josef Serr	Heinz Hegenberger	Bernd Jung		
Page 1 of 1				

Bosch Hockenheim Historic

DMSB 107-2017 , 50-2017
FIA 1FJ.Deu.270327

DMSB

Heat name : BOSS GP - Race 2
Heat Date : 23 April 2017
Weather :
CIRCUITNAME : Hockenheimring GP - 4574 mtr.

Participants Started : 11 Participants Classified : 10
Participants Finished : 10 Participants Not Classified : 6
Participants Not Finished : 1

Green flag at : 14:37:28 Heat recording start time : 14:24:58
Finish flag waved at : 15:03:51 Heat recording end time : 15:05:16
Total time under Green : 26:23 Total of All Laps in Heat : 189
Number of cautions : 0 Total time under Yellow : 00:00:00
Number of code-60's : 0 Total time under Code-60 : 00:00:00

Summary of winners per class

Nbr	Name / Team name	Car	Cls	Fastest Laptime	In	Avg. Speed	Laps	Race Time
1	Ingo Gerstl	Toro Rosso STR1 Cosworth	OP	1:22.254	17	186.02	18	26:33.291
444	Johann Ledermaier	Dallara Mecachrome 4.0 V8	FO	1:27.489	7	183.81	18	26:52.493

Leader history during the Heat

#	Nbr	Lap	to Lap	Name	Car
1	1	1	18	Ingo Gerstl	Toro Rosso STR1 Cosworth

Best Lap time history during the Heat

#	Nbr	lap time	in lap	Name	Car	time of day
1	1	1:30.504	1	Ingo Gerstl	Toro Rosso STR1 Cosworth 3.0 V10	14:39:03
2	1	1:29.219	2	Ingo Gerstl	Toro Rosso STR1 Cosworth 3.0 V10	14:40:32
3	444	1:28.748	2	Johann Ledermaier	Dallara Mecachrome 4.0 V8	14:40:34
4	1	1:26.150	3	Ingo Gerstl	Toro Rosso STR1 Cosworth 3.0 V10	14:41:58
5	1	1:23.383	10	Ingo Gerstl	Toro Rosso STR1 Cosworth 3.0 V10	14:52:16
6	1	1:22.254	17	Ingo Gerstl	Toro Rosso STR1 Cosworth 3.0 V10	15:02:23

Summary of best laptimes per class

Nbr	Name / Team name	Car	Cls	Fastest Laptime	In	Speed
444	Johann Ledermaier	Dallara Mecachrome 4.0 V8	FO	1:27.489	7	188.21
1	Ingo Gerstl	Toro Rosso STR1 Cosworth 3.0 V10	OP	1:22.254	17	200.19

Summary of number of laps in the lead

#	Nbr	Name	Car	# Laps in the lead
1	1	Ingo Gerstl	Toro Rosso STR1	18